

**NO MORE
RAW
EDGES**

Give your mounted
Image ...
THE EDGE!



**13 COLORS
NOW AVAILABLE**

- *Brown Burlwood*
- *Brushed Aluminum*
- *Brushed Brass*
- *Hunter Green*
- *Gloss Black*
- *Matte Black*
- *Gold*
- *Pewter*
- *Chrome*
- *Red*



www.bciimage.com

866 971-1008



BE PREPARED TO BE IMPRESSED!

fastframer®, a detailed look at an ingenious system

THANK YOU for reviewing the many features and benefits of adding fastframer® to your finishing department, and for taking the first step toward becoming a ProEDGE customer!

When you invest in our U.S. patented system, we will strive to exceed your expectations. We do this by paying attention to every detail, including model selection, implementation, and assistance in marketing ProEDGE to your customers. We feel that this level of service both before and after the sale will ensure your success with fastframer®.

Thanks again for your interest in ProEDGE. I hope we have the opportunity to work with you in the months and years ahead!

Ric Brady

Ric Brady
President/CEO
ProEDGE Systems.com®
A Div. of Advantage Systems, Inc.
241 E US HIGHWAY 54
Camdenton, MO 65020
800.346.1111 - Toll Free (U.S./Canada)
573.317.1111 - International
573.317.1212 - fax
ricbrady@proedgesystems.com
www.proedgesystems.com



Three Choices . . .

Desktop, Stand Alone, Wallmount



 **B.C.I.**
IMAGING

www.bciimage.com

866 971-1008

EXECUTIVE OVERVIEW

— Quick Checklist —

EQUIPMENT (fastframer® mitering tool)

- 1.) 3 models to select from, to fit available workspace in production area
- 2.) Quick release pin detachable “V” measuring bar for safety and convenience
- 3.) “V” bar cradles mitered edging, prevents “jack-knifing” and breaking joints
- 4.) “V” bar available in four sizes: 2’, 4’, 6’ and 8’ for better custom fit
- 5.) Vertical workflow, ejects waste with gravity to avoid nuisance jamming
- 6.) Waste container to catch and store triangular “notched” plastic waste
- 7.) All steel frame, dies and blade housing to avoid wear and premature part failure
- 8.) Ergonomic handle, easy pull for reduced operator fatigue on larger jobs
- 9.) Powder coated to prevent rust and keep equipment looking new
- 10.) One hand operation with no unwanted and clumsy spinning and rotating
- 11.) After every miter, cutting blade retracts to starting position avoiding scratches
- 12.) No electric needed, no intricate moving parts, industrial strength components

SUPPLIES (fastframer® hi-tech edging)

- 1.) Thirteen color choices
- 2.) “Hi-End” aluminum look-a-like, “brushed aluminum, brushed brass colors”
- 3.) Reversible option for wide or narrow look
- 4.) Square corners for best possible joint
- 5.) Heavy duty steel wall & ceiling brackets for strength & dependability
- 6.) Special welding glue for dependable bonding
- 7.) Glue/solvent applicator syringe for consistent flow of glue or solvent
- 8.) Heavy Duty Anvil Base Cutter for straight cuts of excess plastic on ends
- 9.) Flexible hi-tech edging (ProFLEXX) for arches, circles and radius corners
- 10.) “Mixing/matching ordering of sizes and colors in same shipping tube

TRAINING, SUPPORT, SERVICE

- 1.) Online web based training, available 24/7 (also on CD & DVD)
- 2.) Central U.S. warehouse (East Coast can order at 6:00pm & receive next day)
- 3.) Countertop sales display with “keychain” of all plastic sizes and colors
- 4.) Routine follow up calls after sale
- 5.) Remote warehouse facility as part of a disaster recovery plan

ProEDGE Systems.com®

A Div. of Advantage Systems, Inc.

241 E US Hwy 54 • Camdenton, MO 65020

www.proedgesystems.com



DETAILED SPECIFICATIONS

— Equipment —

1.) **3 models to select from, to fit available workspace in production area:**

Our roots are in the commercial printing and sign industry. We know how important it is that new equipment integrates well into your workflow for optimum speed and consistency. For companies with an abundance of open wall space, ProEDGE has engineered a precision **WALLMOUNT FASTFRAMER®**, which bolts directly to your wall. It is ideal for ProEDGE users that routinely install our plastic moulding to large, heavy substrates, such as 4'x8'x1/2" MDO board, as an example. Because the wallmount (and "V" measuring bar) is secured to the wall, it facilitates the placement of heavy substrates directly onto the measuring bar in order to measure the cut points without assistance.

Our precision **DESKTOP FASTFRAMER®** was designed for finishing departments that have no available wall space, and prefer a more portable unit. This allows quick and easy access to the fabrication of ProEDGE hi-tech edging in different parts of your building, or at a remote site.

Our precision **STAND ALONE FASTFRAMER®** satisfies the requirements of finishing departments that have no available wall space, desktop space, and/or are confined to a very small area, such as a small photography studio. The stand alone model is engineered to allow the most efficient, compact storage of hi-tech edgings (up to three tubes), the sizing bar (when not in use can be stored in a tube), and (with small modification) anvil base cutter, solvent applicator syringe, metal wall hanging brackets, shims and other supplies incidental to the fabrication of ProEDGE hi-tech edgings can be stored directly on the unit. When not in use, the unit can be stored in a corner or closet, occupying a mere 18" x 18" section of your floor space.

2.) **Quick release pin detachable measuring bar for safety and convenience:**

All ProEDGE precision cutting tools have this important feature. When not in use, the operator can quickly remove the 6 foot (or optional 8 foot) sizing bar with the release of one pin. Not only is this a convenient and a time-saving feature for storing the unit when not in use, but it also minimizes the risk of damaging other equipment or potential injury to other workers. Trying to move a piece of equipment that has a 6' or 8' long metal bar attached to it in a confined production department is an accident looking for a place to happen. By quickly and easily detaching the bar, you can transport it and store it separately and safely.

ProEDGE Systems.com®

A Div. of Advantage Systems, Inc.



DETAILED SPECIFICATIONS

— Equipment —

- 3.) **“V” measuring bar to cradle cut moulding, prevents “jack-knifing” and breaking joints**
Our unique, innovative “V” bar design “cradles” the cut plastic moulding as it is “pushed” to the right after each cut. By restricting the lateral movement of the plastic, it prevents unwanted “jack-knifing”, thus minimizing accidental breaking of the fragile plastic joints. Keeping the moulding in one continuous piece, makes the mitered corners look perfect and speeds up the production process tremendously.
- 4.) **“V” measuring bar available in four sizes: 2, 4, 6 and 8 feet for better fit**
We believe in outfitting our precision cutting tool with a sizing bar that makes sense for the size of mounted images you deal with on a daily basis. Many of our customers own more than one sizing bar. For instance for the vast majority of their everyday jobs, they may be dealing with images that have no dimension larger than 4 feet, therefore they use the 4 foot sizing bar. For those occasional large jobs, for example a 6' x 8', they will use our 8 foot sizing bar.
- 5.) **Vertical workflow, ejects waste with gravity to avoid jamming**
This is one of the biggest advantages of owning a ProEDGE fastframer®. ALL ProEDGE mitering tools eject the notched waste plastic from the blade chamber with gravity in order to avoid a “jam”. Jamming occurs when the triangular waste plastic is not ejected completely from the blade chamber. Then, with the next cut, the second triangular plastic waste can't escape the chamber, resulting in the plastic getting wedged between the blade and the outer housing. At this point, production must be stopped, and a very time consuming and difficult process must be initiated to clear the jam. That is why the ProEDGE precision cutting tool is designed VERTICALLY, to work with gravity, rather than HORIZONTALLY, which is prone to jamming.
- 6.) **Waste container to catch and store triangular “notched” plastic waste**
All ProEDGE mitering tools eject and store their waste into a clear plastic receptacle. This means you will not waste any of your valuable time cleaning up hundreds of small plastic waste debris from your floor and/or work surface.
- 7.) **All steel frame, dies and blade housing to avoid wear and premature part failure**
Many of our customers have told us that our equipment is “built like a Sherman Tank”. Our commitment to our customers is to provide a solid, well built machine with industrial grade parts. Our dies and blades are hardened, surgical steel and will last for generations. Our stands and housings are welded steel. We do not use plastic as a support for our base, nor do we use aluminum on parts that are subject to wear in order to “cheaper” our product. We build each and every ProEDGE machine as an industrial strength tool, and as if we were going to use it ourselves. Pound for pound, our precision cutting tools are the very best in the marketplace.

ProEDGE Systems.com®

A Div. of Advantage Systems, Inc.



DETAILED SPECIFICATIONS

— Equipment —

8.) **Ergonomic handle, easy pulling for reduced operator fatigue on larger jobs**

When you are faced with a time sensitive framing project that needs to be completed by the end of the day, and every frame needs to be identical, you will value the ProEDGE fastframer® in your finishing department. The ProEDGE vertical design, working with gravity, and a spring assisted handle mechanism, will allow you to complete your project on time!

9.) **Powder coated to prevent rust and keep equipment looking new**

Each ProEDGE machine is produced with a passion . . . so we powder coat each ProEDGE with our signature colors, purple and gold.

10.) **One hand operation with no unwanted and clumsy spinning and rotating**

Vertical design, which is engineered into each ProEDGE fastframer®, allows the operator to fabricate our special hi-tech edgings using one hand. No unwanted movement when in use.

11.) **After every cut, equipment retracts to starting position avoiding scratches**

ProEDGE engineered the handle that activates the cutting blade to retract automatically at the end of each cutting cycle. This automatic feature ensures that the cutting blade is withdrawn into the neutral position and allows for free passage of the notched plastic edging, as the operator is mitering.

This allows the operator to develop a rhythm which accelerates the production process, and ensures that each plastic edging does not get unintentionally scratched or gouged by the cutting blade. (If the cutting blade is not fully retracted into the neutral position, the “tip” of the blade can protrude and will scratch the surface of the plastic when position the hi-tech edging downstream for the next mitered cut)

12.) **No electric needed, no intricate moving parts, industrial strength components**

ProEDGE fastframer® mitering tools require no electric outlet. Engineered for ease of use without any electrical motors to burn out, all ProEDGE tools utilize mechanical advantage by using a simple lever and fulcrum. This allows the operator to easily fabricate hundreds of frames without fatigue. All mechanical parts are made from heavy duty steel and aluminum, for a lifetime of uninterrupted service.

ProEDGE Systems.com®

A Div. of Advantage Systems, Inc.



DETAILED SPECIFICATIONS

— Supplies —

1.) **Thirteen Color Choices**

ProEDGE continues to be the leader in more customer options, including color choices. We currently have 13 colors: brown burlwood, brushed brass, brushed aluminum, clear, pewter, polished black, matte black, chrome, gold, hunter green, white, bright red and blue available in 3/16”.

2.) **“Hi-End” Aluminum Look-A-Like “Brushed Aluminum/Brass Colors”**

Two of our newest colors, “Brushed Aluminum” and “Brushed Brass” have been tremendously well received and perfectly suited for retail display and photography markets. Often referred to as a “Metal Frame Look-A-Like”, these colors are very rich and classy looking, and only available through ProEDGE.

3.) **Reversible Option for wide or narrow look**

On small mounted images, in the range of 4” x 6” up to 18” x 22”, most ProEDGE fastframer® users will face the “short” leg of our hi-tech edging toward the image. However, on larger mounted graphics, such as 36” x 48” up to 48” x 96” many like to “flip over or reverse” the “hi-tech edging and use the long leg of the edging facing the image/. Only ProEDGE hi-tech edging has the “reversible” option.

4.) **Square corners for best possible joint**

When you inspect the ProEDGE hi-tech edging, you will notice that the legs and crown are straight, and have square, tight radius corners. This is accomplished by extruding the hi-tech edging slowly, and through a longer, more expensive extrusion die. The advantage is that when the “loose” corners of your frame come together, there will be less of a gap. It is a more expensive manufacturing process, but results in a precision plastic part. Fastframer® users feel the result is worth it.

5.) **Heavy Duty Steel Wall & Ceiling Brackets for Strength & Dependability**

ProEDGE has three different types of heavy duty metal brackets for use with the ProEDGE hi-tech edging. Metal brackets allow for hanging your mounted, framed prints from walls or ceilings. The eyelets of our brackets will not bend or break under moderate pressure. This ensures a dependable hanging system for walls, ceilings, and when connecting panels together to build 3-dimensional displays.

ProEDGE Systems.com®

A Div. of Advantage Systems, Inc.



DETAILED SPECIFICATIONS

— Supplies —

6.) **Special Welding Glue for dependable bonding**

ProEDGE offers an extremely powerful welding glue which will permanently bond the finished frame into place. One or two bottles of ProEDGE welding glue will bond up to 500 feet (1-tube) of hi-tech edging.

7.) **Glue/Solvent applicator syringe for consistent flow of glue or solvent**

The ProEDGE glue applicator syringe, allows the fastframer® operator to apply a steady, consistent flow of each solvent or glue, depending on the substrate. It is important not to “puddle” (get excessive glue) on the substrate, as it will eat through the substrate and potentially could damage your image. If you don’t apply enough (run the bead dry), then you won’t get the desired bond. With our special glue applicator syringe, your operator will be able to easily apply just the right amount.

8.) **Heavy Duty Anvil Base Cutter/Trimmer ensures straight cuts**

In each start-up kit, ProEDGE provides an anvil base cutter to “nip” off the unwanted excess edging at both ends of your notched frame. It allows the operator to cut straight and plum easily and consistently, which is essential to avoid unwanted elliptical gap on the non-continuous corners.

9.) **ProFLEXX, flexible hi-tech edging for arches, circles and radius corners**

ProFLEXX is the industry’s first flexible hi-tech edging, designed for use with circular, oval, arched, or radius cornered mounted graphics. Unlike our rigid hi-tech edging, ProFLEXX has a silicone based glue embedded in side, so you simply push it onto the substrate to activate the glue. ProFLEXX is an extremely popular solution for many die-cut POP signs, including cardboard end aisle displays.

10.) **“Mixing/Matching: Plastic moulding sizes and colors in same shipping tube**

ProEDGE Systems.com® will “mix and match” colors and sizes in your full tube order at no additional cost. This is a tremendous benefit in keeping inventory costs down.

ProEDGE Systems.com®

A Div. of Advantage Systems, Inc.



DETAILED SPECIFICATIONS

— Training, Support, Service —

1.) Online web based training, available 24/7 (also on CD & DVD)

ProEDGE offers many training options, all at no charge. Toll-Free “ear to ear” training on speakerphone, 24/7 web based training (youtube), CD-ROM training and DVD training.

2.) Central U.S. Warehouse (East Coast can order at 6:00pm & receive next day)

ProEDGE is located in Central Missouri, near a regional UPS Terminal. Generally, orders received by 3:00pm CST (4:00pm EST) can be shipped that day. All ProEDGE products are available for NEXT DAY shipping.

3.) Countertop Sales Display with “keychain” of all hi-tech edging sizes and colors

ProEDGE has a staff of graphic artists and has an in-plant print and sign facility. We fabricate custom countertop displays for our customers at no charge to help them promote and sell the ProEDGE fastframer® products. We understand retail marketing and what is necessary to sell our product.

4.) Routine follow up calls after sale

ProEDGE has a staff of account managers that are assigned to each and every account. We communicate with our customers on a routine basis in an effort to keep them posted on new offerings and to ensure their success.

5.) Remote Warehouse Facility

ProEDGE has completed a new, state of the art climate controlled remote warehouse facility. The primary objective of the remote warehouse is to accommodate increased inventory, as well as to ensure uninterrupted service to ProEDGE customers in the event of a disaster. The new remote warehouse, which is equipped with geothermal heating and cooling, solar power and is on a 650 forested campus, went online November 22, 2006.

ProEDGE Systems.com®

A Div. of Advantage Systems, Inc.



DETAILED SPECIFICATIONS

— CONCLUSION —

The ProEDGE Systems fastframer® was designed and engineered by printing and sign professionals for printing and sign professionals. We know the challenges that are faced in our industry, and we have addressed those issues in our U.S. patented design.

Consistency, ease of use, and labor savings in the fabrication process are essential ingredients for success. Your tools need to be durable and reliable, as we live in a world of increasing demand for quick, timely and flawless production.

Equipment failure, malfunction, or difficulty in use are not options. We all know that “cheap” is a sacrifice of quality, and that you “get what you pay for”. The finished product that you present to your customer is a direct reflection on your professional image. On a production run of 20 frames, frame #1 needs to be just as perfect and consistent as the 20th frame, and every frame in between.

To achieve those results, you will need a well built, well engineered system, with helpful assistance just a phone call away. Fast & Profitable! Most of our customers pay for their fastframer very quickly, in less than 100 frames.

Outfit your finishing department with a powerful, profit generating tool . . . fastframer®!

ProEDGE Systems.com®

A Div. of Advantage Systems, Inc.



EMAIL ADDRESS:

Credit Card No.









Exp.

Billing Zip Code: _____ Security Code: _____

Name On Card

<input type="checkbox"/> BILL TO:		<input type="checkbox"/> SHIP TO:		ORDER HOT LINE 800.346.1111 FAX ORDERS: 573.317.1212 ProEdge Framing A Division of Advantage Printing & Signs 725 W US Highway 54 Camdenton, MO 65020 USA
COMPANY NAME		COMPANY NAME		
ADDRESS		ADDRESS		
CITY, STATE, ZIP		CITY, STATE, ZIP		
ORDERED BY		SHIP TO ATTN		
PURCHASE ORDER NO.		PHONE		

SHIPPING INSTRUCTIONS: UPS GROUND UPS NEXT DAY UPS SECOND DAY UPS THIRD DAY FEDEX _____

STICK QUANTITY	PART NUMBER	GAP WIDTH	COLOR	STICK PRICE* (EACH)	STICK QUANTITY	PART NUMBER	GAP WIDTH	COLOR	STICK PRICE* (EACH)	
 3/16" HI-TECH EDGING, 5mm 60 sticks per tube, full tube price \$209.40					 1/8" HI-TECH EDGING, 3mm (requires optional die) 60 sticks per tube, full tube price \$209.40					
	0316PB	3/16th"	black	\$3.49		0018PB	1/8th"	black	\$3.49	
	0316CH	3/16th"	chrome	3.49		0018GD	1/8th"	gold	3.49	
	0316GD	3/16th"	gold	3.49		0018WT	1/8th"	white	3.49	
	0316MB	3/16th"	matte black	3.49		0018PE	1/8th"	pewter	3.49	
	0316WT	3/16th"	white	3.49		0018CH	1/8th"	chrome	3.49	
	0316PE	3/16th"	pewter	3.49	1/8" Suggested Retail Price \$2.50 per linear foot					
	0316RD	3/16th"	bright red	3.49	 1/4" HI-TECH EDGING, 7mm (requires optional die) 60 sticks per tube, full tube price \$257.40					
	0316BL	3/16th"	blue	3.49						
	0316CL	3/16th"	clear	3.49		0014PB	1/4"	black	\$4.29	
3/16" Suggested Retail Price \$2.50 per linear foot						0014GD	1/4"	gold	4.29	
Designer Series Colors - 60 sticks per tube, full tube price \$257.40						0014WT	1/4"	white	4.29	
	0316HG	3/16th"	hunter green	4.29		0014PE	1/4"	pewter	4.29	
	0316BA	3/16th"	brushed alum.	4.29		0014MB	1/4"	matte black	4.29	
	0316BB	3/16th"	brushed brass	4.29	1/4" Suggested Retail Price \$3.00 per linear foot					
	0316BW	3/16th"	brown burlwood	4.29	 3/8" HI-TECH EDGING, 10mm (requires optional die) 40 sticks per tube, full tube price \$219.20					
3/16" Designer Series Suggested Retail Price \$3.00 per linear foot										
 1/2" HI-TECH EDGING, 13mm 30 sticks per tube, full tube price \$179.40						0038PB	3/8th"	black	\$5.48	
	0012PB	1/2"	black	\$5.98		0038GD	3/8th"	gold	5.48	
	0012CH	1/2"	chrome	5.98		0038WT	3/8th"	white	5.48	
	0012GD	1/2"	gold	5.98		0038PE	3/8th"	pewter	5.48	
	0012MB	1/2"	matte black	5.98		0038MB	3/8th"	matte black	5.48	
	0012WT	1/2"	white	5.98	3/8" Suggested Retail Price \$4.00 per linear foot					
	0012PE	1/2"	pewter	5.98	 1/8" ProfLEXX, 3mm (flexible rope molding for interior use only) Full coil (minimum order), price \$.56 /ft.					
	0012RD	1/2"	bright red	5.98						
	0012BL	1/2"	blue	5.98		0018CHFLX	1/8" thru 3/16"	500 ft.	chrome	\$279.40
1/2" Suggested Retail Price \$5.00 per linear foot						00532PBFLX	5/32"	250 ft.	black	\$139.70
 13/16" WIDESIDE HI-TECH EDGING, 22mm 30 sticks per tube, full tube price \$179.40					1/8" ProfLEXX Suggested Retail Price \$3.00 per linear foot					
	1316PB	13/16th"	black	\$5.98	 0" TAPESTRY EDGING, 0mm 40 sticks per tube, full tube price \$219.20					
	1316CH	13/16th"	chrome	5.98						
	1316GD	13/16th"	gold	5.98		0000MB	0"	matte black	5.48	
	1316MB	13/16th"	matte black	5.98	MISCELLANEOUS					
	1316WT	13/16th"	white	5.98	Variety Pack of Plastic Edging @ \$205.73/tube					
	1316PE	13/16th"	pewter	5.98						
	1316RD	13/16th"	bright red	5.98						
	1316BL	13/16th"	blue	5.98						

13/16" Suggested R

Only full tube orders accepted. /
All prices are subject to



www.bciimage.com

866 971-1008

5% Restocking fee on all returns.
C.B. Camdenton, MO)

PRINTING & SIGNS ~ 03/15



ACCESSORY PRICES

ORDER HOT LINE: (800)346-1111

FAX ORDERS: (573)317-1212

VOICE : (573)317-1111



QUANTITY NEEDED	PART NUMBER	DESCRIPTION	PRICE* (EACH)
	BAR 2	2 foot aluminum measuring bar (does NOT include measuring blocks)	\$59.95
	BAR 4	4 foot aluminum measuring bar (does NOT include measuring blocks)	64.95
	BAR 6	6 foot aluminum measuring bar (does NOT include measuring blocks)	89.95
	BAR 8	8 foot aluminum measuring bar (does NOT include measuring blocks)	99.95
	D1838	Optional Combo die set, 1/8th", 1/4", 3/8th"	159.00
	ABLCUT	Anvil Base linear cutters, 2 1/2" long cutter (black model)	19.95
	ABLREP	Anvil Base replacement, 1 base & 3 blades □ 2 1/2"(black) □ 3 7/8"(yellow)	5.95
	SMB	Short moveable measuring block	42.95
	LMB	Long moveable measuring block	42.95
	SYRINGE	Syringe, solvent friendly, metal tip (for applying acetone)	12.95
	GLUE	Welding Glue (1oz.)	11.95
	SHIM	ABS Shim Strips, @ 1/2" x 24" long gap shims, bag of 40	\$22.65
	BRACKET-MHD	Metal Heavy Duty Bracket (use w/ 1/2" substrate only), bag of 50	189.50
	BRACKET- M	Metal Wall Hanger Assembly Brackets, Bag of 200	24.95
	BRACKET- C	Clear Plastic Ceiling Brackets, Bag of 100	20.95
	BRACKET- J	Heavy duty, Black steel Brackets (used with 1/2" foamboard) Bag of 2	9.98
	BRACKET- Z	Heavy duty, Black steel Brackets (used with 1/2" foamboard) Bag of 2	6.66
	VELHK.1/4	1/4" Hook Fastener, adhesive back, 25 yrd roll, price/roll	\$39.95
	VELLP.5/8BLK	5/8" Black Loop Fastener, adhesive back, 25 yrd roll, price/roll	39.95
	VELHK.5/8	5/8" White Hook Fastener, adhesive back, 27.5 yrd roll, price/roll	43.95
	VELLP.5/8	5/8" White Loop Fastener, adhesive back, 27.5 yrd roll, price/roll	43.95
	VELHK.1	1" Hook Fastener, adhesive back, 25 yard roll, price per roll	49.95
	VELLP.1	1" Loop Fastener, adhesive back, 25 yard roll, price per roll	49.95
	VELHK.2	2" Hook Fastener, adhesive back, 25 yard roll, price per roll	59.95
	VELLP.2	2" Loop Fastener, adhesive back, 25 yard roll, price per roll	59.95
	EASEL 5"	Cardboard Easel Backs, "peel and stick", 5", package of 25	\$10.19
	EASEL 7"	Cardboard Easel Backs, "peel and stick", 7", package of 25	16.80
	EASEL 9"	Cardboard Easel Backs, "peel and stick", 9", package of 25	19.12
	EASEL 12"	Cardboard Easel Backs, "peel and stick", 12", package of 25	26.82
	EASEL 15"	Cardboard Easel Backs, "peel and stick", 15", package of 25	24.75
	EASEL 47"	Double Walled Easel, "peel and stick", 47" can be cut to 36", package of 5 Call for other sizes and availability.	73.75
	LED KIT	Two-2 Lights, One-5 Lights, and One Punch LED Starter Kit	\$22.50
	LED 2 LIGHTS	LED with 2 Lights	4.95
	LED 5 LIGHTS	LED with 5 Lights	9.95
	LED PUNCH	LED Punch (use to punch hole in foamboard for LED)	12.50
	PELICAN	Pelican Sample Case	\$794.77
	PE-2000-D	ProEDGE Systems.com® 2000-D Desktop Mounted Precision Cutting Tool Standard 6 ft. bar or □ 8 ft. bar @ \$50.00	\$1,795.00
	PE-2000-S	ProEDGE Systems.com® 2000-S 43" Stand Mounted Precision Cutting Tool Standard 6 ft. bar or □ 8 ft. bar @ \$50.00	\$1,895.00

*All prices are subject to change without notice and do not include sales tax, shipping & handling (F.O.B. Camdenton, MO)

ProEdge Framing



www.bciimage.com

866 971-1008

• FAX: (573)317-1212

PRINTING & SIGNS ~ 03/15