


WHEN QUALITY MATTERS...

Professional's Choose Dahle



PROFESSIONAL CUTTERS

Whether you are trimming a single sheet of paper or a stack of 700, Dahle paper cutters will give you the results you desire. Dahle's precision graduated blades give you the ability shave the tiniest sliver from your paper. Results of this caliber are made possible from over 80 years of cutting and sharpening experience.



NOVUS STAPLERS

Since 1949, the Novus name has been synonymous with quality and innovation. We offer a complete range of staplers that exceed even the most serious demands for performance. Engineered and developed in Germany, Novus staplers are factory tested before release to ensure complete customer satisfaction.




PROFESSIONAL SHREDDERS


Dahle continues to forge the future of document shredding. The DAHLE CleanTEC® shredders feature innovative design, safety, and special features never seen before. Features like Fine Dust Filtration, Safe Technology, and Electronic Sensing Protection (ESP) continue to keep us one step ahead of the competition.

Rolling Trimmers


Dahle rolling trimmers are designed for safety and accuracy. They feature a ground, self-sharpening rotary blade that cuts in either direction. It's this sharpening action that helps

the trimmer maintain a perfectly honed edge, and produce a clean, burr-free cut. An automatic clamp and carefully screened guides ensure accuracy.



Personal 
Up to 7 sheets

Professional 
Up to 20 sheets

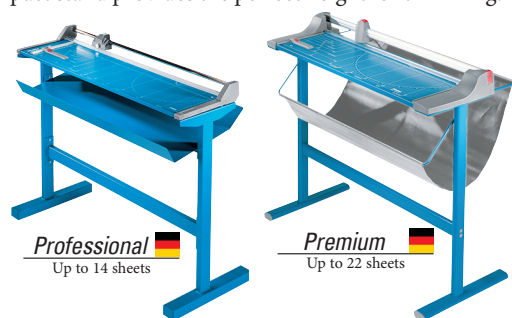
Premium 
Up to 30 sheets

Series	Item	Cut	Capacity	Stand	List Price
Personal	507	12 1/2"	7 Sheets		\$79
Personal	508	18"	7 Sheets		\$89
Professional	550	14 1/8"	20 Sheets		\$270
Professional	552	20"	20 Sheets		\$320
Professional	554	28 1/4"	20 Sheets		\$420
Professional	556	37 3/4"	14 Sheets	#696 / \$540	\$580
Professional	558	51 1/8"	12 Sheets	#698 / \$640	\$680
Premium	440	14 1/8"	30 Sheets		\$350
Premium	442	20"	30 Sheets		\$460
Premium	444	26 3/8"	25 Sheets		\$580
Premium	446	36 1/8"	22 Sheets	#796 / \$540	\$760
Premium	448	51 1/8"	20 Sheets	#798 / \$640	\$890
Premium	472	72"	12 Sheets		\$1,750


Large Format Rolling Trimmers

Perfect for larger applications, these heavy duty trimmers include a sturdy metal stand and paper catch. This compact stand provides the perfect height for trimming. These

trimmers also feature a ground self sharpening cutting blade that cuts in either direction. Premium Series trimmers will cut mat board.



Professional 
Up to 14 sheets

Premium 
Up to 22 sheets

Series	Item	Cut	Capacity	Stand	List Price
Professional	556 S	37 3/4"	14 Sheets	Included	\$1,070
Professional	558 S	51 1/8"	12 Sheets	Included	\$1,280
Premium	446 S	36 1/8"	22 Sheets	Included	\$1,280
Premium	448 S	51 1/8"	20 Sheets	Included	\$1,480

Guillotines

Dahle Guillotines offer innovative safety features that include either a hand guard or a rotary safety shield for protection. Pro and Premium models feature a ground, self-

sharpening blade that produces a clean, burr free cut. An easily adjustable backstop saves time and ensures accuracy during repetitive cutting.



Vantage®
Up to 15 sheets

Professional 
Up to 15 sheets

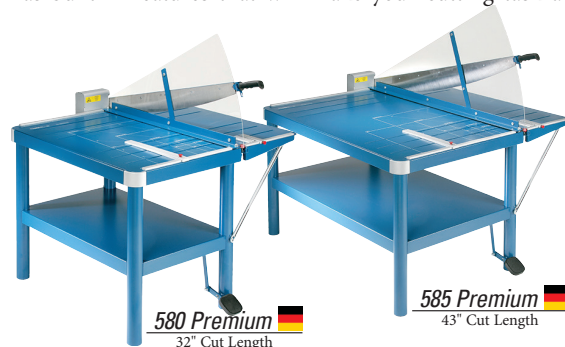
Premium 
Up to 40 sheets

Series	Item	Cut	Capacity	List Price
Vantage®	12e	12"	15 Sheets	\$89
Vantage®	15e	15"	15 Sheets	\$99
Vantage®	18e	18"	15 Sheets	\$125
Professional	533	13 3/8"	15 Sheets	\$170
Professional	534	18"	15 Sheets	\$220
Professional	560	13 3/8"	25 Sheets	\$340
Premium	561	14 1/8"	35 Sheets	\$470
Premium	564	14 1/8"	40 Sheets	\$790
Premium	565	15 1/8"	35 Sheets	\$720
Premium	567	21 3/8"	35 Sheets	\$1,400
Premium	569	27 1/2"	35 Sheets	\$2,200

Large Format Guillotines

These commercial grade cutters are designed to cut large amounts of paper with your safety in mind. Each cutter has built in features that will make your cutting task a

safe and pleasurable experience. Includes integrated stand for proper cutting height and leverage. An optional laser guide will ensure accuracy.



580 Premium 
32" Cut Length


585 Premium 
43" Cut Length

Series	Item	Cut	Capacity	Laser	List Price
Premium	580	32"	30 Sheets	#797 / \$200	\$3,000
Premium	585	43 1/4"	30 Sheets	#797 / \$200	\$4,000

GERMAN ENGINEERED

 Dahle products are carefully engineered in Germany using

the strictest standards for quality and safety. Each cutting edge is either CNC milled, or precision ground to provide the cleanest cut possible. Our alignment guide is carefully squared by hand, to ensure the accuracy our customers have come to expect from Dahle. To guarantee a pleasurable user experience, innovative safety features are integrated into each design. From automatic rotary guards, to acrylic safety shields, each product is developed with your personal protection in mind.



EXPERIENCE

On April 1, 1930, Wilhelm Dahle began producing steel blades for pencil sharpeners in Coburg, Germany. For 85 years we have refined our products to represent the very best available. Developing features such as our Automatic Cutting System - available only on Dahle's Rotary Sharpeners. Whether you need a fine point or a blunt tip, Dahle's Automatic Cutting System pulls the pencil in, sharpens to the desired setting, then spins freely to prevent over sharpening. This not only gives you a perfect edge, but also prevents pencil waste.

DAHLE STACK CUTTERS

Stack Cutters

Dahle Professional Stack Cutters are manually operated, but make easy cutting of up to 700 sheets of paper at a time. Safety shields can be found on either side of the cut-

ting blade and will not allow the blade to move while they are in the up position. A ground steel blade ensures a clean cut. Optional stands ensure proper height and leverage.




842 Pro

Capacity - 200 sheets
Shown on Optional Stand



846 Pro

Capacity - 500 sheets
Shown on Optional Stand



848 Pro

Capacity - 700 sheets
Shown on Optional Stand

Item	Cut Length	Capacity	Optional Stand	List Price
842	16 7/8"	200 Sheets	#712 / \$450	\$2,000
846	16 7/8"	500 Sheets	#712 / \$450	\$3,000
848	18 3/8"	700 Sheets	#718 / \$570	\$4,000

DAHLE ART & OFFICE



Scissors & Shears

Dahle scissors and shears are designed to accommodate the needs and comfort of both personal and professional users. Our handles are form fitting to gently fit around

your fingers and reduce fatigue during use. With a wide range of sizes and cutting capabilities they are guaranteed to produce a clean, straight cut.

Vantage® Scissors & Comfort-Grip Shears

Item	Size	Price
40005	5"	\$3.99
40006	6"	\$4.99
40008	8"	\$5.99
40025	5"	\$11.99
40026	6"	\$14.99
40028	8"	\$16.99



Professional Scissors

Item	Size	Price
50044	4"	\$16.99
50046	6"	\$18.99
50048	8"	\$22.99
50050	10"	\$25.99



Super Shears

Item	Size	Price
50004	4"	\$25.99
50005	5"	\$27.99
50006	6"	\$28.99
50007	7"	\$30.99
50008	8"	\$32.99
50009	9"	\$34.99
50010	10"	\$36.99
50038	8"	\$39.99




Sharpeners

From our pocket sized wedge sharpeners to our ergonomically correct "Chubby", these sharpeners feature a steel cutting blade that is replaceable. The Rotary Sharpeners

feature Dahle's exclusive Automatic Cutting System. This sharpens to the desired point setting, and then spins freely to prevent over-sharpening.

Hand Held Sharpeners

Item	Description	Price
53459	Metal Wedge Sharpener	\$1.25
53485	Metal Double Hole Wedge	\$2.79
53461	Canister Sharpener	\$3.99
53463	Canister Sharpener	\$4.99
53465	Double Hole Canister	\$5.49
53460	"Chubby" Canister Sharpener	\$4.29



Rotary Sharpeners

Item	Description	Price
133	Personal Rotary Sharpener	\$21.99
155	Pro Rotary Sharpener	\$31.99
166	Premium Rotary Sharpener	\$52.99



Lead Pointers - For 2mm Leads

Item	Description	Price
53484	Compact Lead Pointer	\$4.25
301	Precision Lead Pointer	\$10.99




Vantage® Cutting Mats

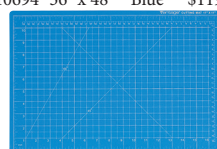
Protecting your work surface is the function of a cutting mat, but there's a lot more to Dahle's Vantage® Self-Healing Mats. These mats are self-healing and constructed using

5 layers of PVC plastics. It's this specialized formation of plastic that allows cuts to just disappear— which greatly prolongs the life of the mat.


Item	Size	Color	Price
10670	9" x 12"	Black	\$11.99
10671	12" x 18"	Black	\$18.99
10672	18" x 24"	Black	\$34.99
10673	24" x 36"	Black	\$59.99
10674	36" x 48"	Black	\$119.99



Item	Size	Color	Price
10690	9" x 12"	Blue	\$11.99
10691	12" x 18"	Blue	\$18.99
10692	18" x 24"	Blue	\$34.99
10693	24" x 36"	Blue	\$59.99
10694	36" x 48"	Blue	\$119.99



Item	Size	Color	Price
10680	9" x 12"	Clear	\$13.99
10681	12" x 18"	Clear	\$28.99
10682	18" x 24"	Clear	\$44.99
10683	24" x 36"	Clear	\$78.99



Executive Staplers

The compact Novus B4 and the larger B5 feature a steel driven stapling mechanism that provides superior performance, strength and durability. The dual guide system

ensures the legs of each staple has even pressure until it clinches your documents. Executive Staplers produce a standard clinch, temporary pin, or tack.



Novus B5
40 sheet capacity



Novus B4
40 sheet capacity

Item	Color	Capacity	Depth	Dimensions	List Price
B4	Black	40 Sheets	2 5/8"	5 3/8" x 1 1/2" x 2 1/2"	\$29. ⁹⁹
B4	Blue	40 Sheets	2 5/8"	5 3/8" x 1 1/2" x 2 1/2"	\$29. ⁹⁹
B4	Grey	40 Sheets	2 5/8"	5 3/8" x 1 1/2" x 2 1/2"	\$29. ⁹⁹
B5	Black	40 Sheets	4 1/8"	7" x 1 1/2" x 2 1/2"	\$39. ⁹⁹
B5	Blue	40 Sheets	4 1/8"	7" x 1 1/2" x 2 1/2"	\$39. ⁹⁹
B5	Grey	40 Sheets	4 1/8"	7" x 1 1/2" x 2 1/2"	\$39. ⁹⁹

Flat Clinch Staplers

Novus Flat Clinch Staplers not only clinch your documents together, but also press the staple legs flat for up to 30% more filing space. Both sizes feature a steel driven stapling

mechanism that provides superior performance, strength and durability. These staplers are capable of producing a flat clinch, temporary pin, or tack.



Novus B5FC
50 sheet capacity



Novus B4FC
50 sheet capacity

Item	Color	Capacity	Depth	Dimensions	List Price
B4FC	Black	50 Sheets	2 5/8"	5 3/8" x 1 1/2" x 3"	\$39. ⁹⁹
B4FC	Blue	50 Sheets	2 5/8"	5 3/8" x 1 1/2" x 3"	\$39. ⁹⁹
B4FC	Grey	50 Sheets	2 5/8"	5 3/8" x 1 1/2" x 3"	\$39. ⁹⁹
B5FC	Black	50 Sheets	3 5/8"	7 3/8" x 1 5/8" x 3"	\$49. ⁹⁹
B5FC	Blue	50 Sheets	3 5/8"	7 3/8" x 1 5/8" x 3"	\$49. ⁹⁹
B5FC	Grey	50 Sheets	3 5/8"	7 3/8" x 1 5/8" x 3"	\$49. ⁹⁹

B8FC Power On Demand Stapler

The innovative Novus B8FC incorporates the industry's only Power-on-Demand (POD) technology that requires 70% less effort to staple. Just lift the top lever

and experience the benefits of stapling up to 50 sheets of paper from across your desk! This Flat Clinch stapler also provides up to 30% more filing space.



Novus B8FC
50 sheet capacity




Item	Color	Capacity	Depth	Dimensions	List Price
B8FC	Black	50 Sheets	2 5/8"	7 3/8" x 1 7/8" x 3 3/8"	\$89. ⁹⁹

B17 Long Arm Stapler

The Novus B17 is a unique stapler with an 11 3/4" reach. It features an adjustable depth guide to ensure you staple at the desired depth each and

every time. With the added ability of temporary pinning, the B17 is ideal for stapling across large documents, binding booklets, and everyday stapling.



Novus B17
40 sheet capacity

Item	Capacity	Depth	Dimensions	List Price
B17	40 Sheets	11 3/4"	16 1/2" x 2 3/4" x 2 3/4"	\$89. ⁹⁹

Heavy Duty Staplers

Designed and developed in Germany, these rugged staplers are capable of continually stapling large quantities of paper with minimal effort. They feature an innovative

Anti-Blocking System (ABS) which prevents the possibility of a staple jam. A depth guide and Automatic Bypass System is standard on most models.


Item	Description	Capacity	Throat	Anti Jam	Bypass	Warranty	Dimensions	List Price
B40	Heavy Duty Stapler	100 Sheets	2 3/4"	●	●	10 Years	10 1/2" x 2 3/4" x 5 3/4"	\$89. ⁹⁹
B45	Heavy Duty Stapler	140 Sheets	3 1/4"	●	●	25 Years	11 1/8" x 3" x 7 1/2"	\$139. ⁹⁹
B52	Heavy Duty Stapler	20-170 Sheets	4 1/4"	●	●	25 Years	12" x 4" x 10 7/8"	\$239. ⁹⁹
B54	Heavy Duty Stapler-Long Arm	20-170 Sheets	9 7/8"	●	●	25 Years	17 3/4" x 4" x 11"	\$299. ⁹⁹
B56	Heavy Duty Stapler	20-210 Sheets	3"	●	●	10 Years	14 1/4" x 3 1/2" x 10 1/4"	\$269. ⁹⁹



Novus B40
100 sheet capacity



Novus B45
140 sheet capacity



Novus B52
20-170 sheet capacity



Novus B54
20-170 sheet capacity



Novus B56
20-210 sheet capacity

Novus Premium Staples

Item	Length	Quantity	Price
24/6 Super	6mm	1000	\$1. ⁹⁹
24/8 Super	8mm	1000	\$4. ⁹⁹
23/8 Super	8mm	1000	\$5. ⁹⁹

Item	Length	Quantity	Price
23/10 Super	10mm	1000	\$6. ⁴⁹
23/13 Super	13mm	1000	\$6. ⁹⁹
23/15 Super	15mm	1000	\$7. ⁴⁹

Item	Length	Quantity	Price
23/17 Super	17mm	1000	\$7. ⁹⁹
23/20 Super	20mm	1000	\$8. ⁹⁹
23/24 Super	24mm	1000	\$9. ⁹⁹

INNOVATION

Since 1949, the Novus name has been synonymous with quality and innovation. Whether we're developing new technologies, or improving our existing products, we continue to lead the industry in design, performance, and reliability.

Our exclusive B8FC features Power-on-Demand (POD) technology which allows you to staple more paper with 70% less effort. For commercial applications, Novus Heavy Duty Staplers can staple up to 210 sheets and accommodate a variety of staple lengths.





SHREDDER SELECTION

There are many things to consider when purchasing a shredder and all the variables can seem overwhelming. After all, the privacy of your confidential information is at stake, so it's important to make the right selection. With sheet capacities, motor sizes and waste volumes to consider, don't forget the following considerations:

- How much and how often you plan to shred
- The number of people who will use the shredder
- The level of security required
- The safety and convenience of DAHLE CleanTEC® with fine dust filter
- Anticipated company growth

Dahle Quality

Dahle shredders are engineered in Germany by Novus Dahle GmbH & Co. using the latest technology. Each component is meticulously designed and tested for operation and safety from 85 years of experience. Dahle shredders use solid cutting cylinders milled from German Solingen steel and are guaranteed to last a lifetime. Rubber shock mounts, chain driven cylinders, and a thermally protected motor, produce a quality shredder and peace of mind knowing your machine will provide many years of trouble free operation.

DAHLE CleanTEC® - A Healthy Workplace

For those interested in upgrading their shredder, we've developed the DAHLE CleanTEC® - The World's Most Advanced Shredder. The DAHLE CleanTEC® is an operator's dream. Not only is it the world's only shredder with an integrated dust filtration system, it also includes special features such as Safe Technology, ESP Protection, and an automatic EvenFlow Lubricator. These intelligent machines make shredding easy, and provide a safe breathing environment for the entire office.

Fine dust, or indoor air pollution, is created by everyday mechanical devices such as printers, copiers, and even document shredders. Each time paper is shred, tiny dust particles are produced and travel through the air. The smaller the particles are, the more harmful they can be to your health. As a solution, these shredders feature a dust filtration system that collects the fine dust around the cutting cylinders, and forces it into a specialized 3 ply filter on the back of each machine. This environmentally friendly filter permanently traps up to 98% of the fine dust, and provides a cleaner, healthier work environment.

Eco-friendly

From production to operation, Dahle takes environmental conservation very seriously. This is why Dahle shredders operate using our intuitive SmartPower Energy Management System. This multi-stage system reduces power consumption after ten minutes of sitting idle (sleep mode), and completely powers down to a 0% energy draw after 30 minutes of inactivity. This makes Dahle the most energy efficient shredders on the market. The benefits of Dahle SmartPower will appeal to those interested in conserving energy as well as reducing electrical costs.

(Excludes "20 Series" Shredders)



DAHLE CleanTEC® Filtration: Provides improved air quality and promotes a healthy work environment by eliminating up to 98% of emitted fine dust.



Safe Technology: Verbal and Contact Emergency Shutdown System - Simply yell "Stop" or hit the top cover and the shredder immediately stops.



Electronic Sensing Protection(ESP): The shredder "knows" how much you're shredding and will not operate if sheet capacity is exceeded.



EvenFlow Lubricator: Provides slow, continuous lubrication across the entire cutting mechanism and ensures peak shredder performance.




DAHLE PROFESSIONAL SHREDDERS




401xx 
 8 3/4" Feed Opening




403xx/413xx 
 10 1/4" Feed Opening




404xx/414xx 
 10 1/4" Feed Opening



405xx/415xx 
 12" Feed Opening




406xx/416xx 
 16" Feed Opening



2045x 
 17" Feed Opening



402xx/412xx 
 9 1/2" Feed Opening



20814/20822 
 16" Feed Opening



2039x 
 16" Feed Opening

Model	Feed Width	Capacity #20 / #16	Security Level DIN-66399	Shred Size	Waste Volume	Speed feet/min	Sound Level	Options	Auto	Dimensions	Weight	List Price
								Clips DVDs Power TEC® Tech ESP Oiler				

Deskside Shredders

40104	8 3/4"	12 / 15	P-2	1/8"	8 gal	22 f/m	49 dB	●	●	24 3/4" x 17" x 13 3/8"	49 lbs	\$900
40114	8 3/4"	8 / 10	P-4	1/8" x 1 9/16"	8 gal	22 f/m	50 dB	●	●	24 3/4" x 17" x 13 3/8"	49 lbs	\$1,000

Small Office Shredders

40206	9 1/2"	18 / 22	P-2	1/4"	11 gal	20 f/m	47 dB	●	●	28" x 17" x 13 3/4"	55 lbs	\$1,350
40214	9 1/2"	9 / 11	P-4	1/8" x 1 9/16"	11 gal	20 f/m	46 dB	●	●	28" x 17" x 13 3/4"	55 lbs	\$1,550
40306	10 1/4"	20 / 24	P-2	1/4"	23 gal	14 f/m	47 dB	●	●	34 1/4" x 21 1/2" x 17 1/8"	88 lbs	\$1,750
40314	10 1/4"	13 / 16	P-4	1/8" x 1 9/16"	23 gal	10 f/m	46 dB	●	●	34 1/4" x 21 1/2" x 17 1/8"	88 lbs	\$1,950
40330	10 1/4"	6 / 8	P-6	1/32" x 7/16"	23 gal	12 f/m	47 dB	●	●	34 1/4" x 21 1/2" x 17 1/8"	88 lbs	\$2,600
40334	10 1/4"	5 / 7	P-7	1mm x 4.7mm	23 gal	22 f/m	50 dB	●	●	34 1/4" x 21 1/2" x 17 1/8"	88 lbs	\$3,000
41214	9 1/2"	9 / 11	P-4	1/8" x 1 9/16"	11 gal	20 f/m	46 dB	●	●	28" x 17" x 13 3/4"	57 lbs	\$1,750
41314	10 1/4"	13 / 16	P-4	1/8" x 1 9/16"	23 gal	10 f/m	46 dB	●	●	34 1/4" x 21 1/2" x 17 1/8"	88 lbs	\$2,300
41322	10 1/4"	9 / 11	P-5	1/13" x 9/16"	23 gal	14 f/m	46 dB	●	●	34 1/4" x 21 1/2" x 17 1/8"	88 lbs	\$2,300
41334	10 1/4"	5 / 7	P-7	1mm x 4.7mm	23 gal	22 f/m	50 dB	●	●	34 1/4" x 21 1/2" x 17 1/8"	88 lbs	\$3,300

Office Shredders

40406	10 1/4"	30 / 34	P-2	1/4"	30 gal	22 f/m	51 dB	●	●	36 3/4" x 21 1/2" x 17 1/2"	100 lbs	\$2,600
40414	10 1/4"	20 / 24	P-4	1/8" x 1 9/16"	30 gal	20 f/m	52 dB	●	●	36 3/4" x 21 1/2" x 17 1/2"	100 lbs	\$2,800
40430	10 1/4"	9 / 11	P-6	1/32" x 7/16"	30 gal	20 f/m	52 dB	●	●	36 3/4" x 21 1/2" x 17 1/2"	100 lbs	\$3,500
40434	10 1/4"	8 / 10	P-7	1mm x 4.7mm	30 gal	22 f/m	52 dB	●	●	36 3/4" x 21 1/2" x 17 1/2"	100 lbs	\$4,400
41414	10 1/4"	20 / 24	P-4	1/8" x 1 9/16"	30 gal	20 f/m	52 dB	●	●	36 3/4" x 21 1/2" x 17 1/2"	100 lbs	\$3,200
41422	10 1/4"	12 / 14	P-5	1/13" x 9/16"	30 gal	20 f/m	53 dB	●	●	36 3/4" x 21 1/2" x 17 1/2"	100 lbs	\$3,200
41434	10 1/4"	8 / 10	P-7	1mm x 4.7mm	30 gal	22 f/m	52 dB	●	●	36 3/4" x 21 1/2" x 17 1/2"	100 lbs	\$4,800

Small Department Shredders

40506	12"	32 / 36	P-2	1/4"	38 gal	16 f/m	46 dB	●	●	34 1/2" x 29" x 20"	132 lbs	\$2,900
40514	12"	20 / 24	P-4	1/8" x 1 9/16"	38 gal	16 f/m	52 dB	●	●	34 1/2" x 29" x 20"	132 lbs	\$3,100
40530	12"	10 / 12	P-6	1/32" x 7/16"	38 gal	15 f/m	50 dB	●	●	34 1/2" x 29" x 20"	132 lbs	\$4,300
40534	12"	8 / 10	P-7	1mm x 4.7mm	38 gal	23 f/m	52 dB	●	●	34 1/2" x 29" x 20"	132 lbs	\$5,000
41514	12"	20 / 24	P-4	1/8" x 1 9/16"	38 gal	16 f/m	52 dB	●	●	34 1/2" x 29" x 20"	132 lbs	\$3,600
41522	12"	11 / 13	P-5	1/13" x 9/16"	38 gal	16 f/m	53 dB	●	●	34 1/2" x 29" x 20"	132 lbs	\$3,600
41534	12"	8 / 10	P-7	1mm x 4.7mm	38 gal	23 f/m	52 dB	●	●	34 1/2" x 29" x 20"	132 lbs	\$5,500

Department Shredders

20814	16"	16 / 18	P-4	1/8" x 1 9/16"	35 gal	50 f/m	57 dB	●	●	Available	33 1/2" x 25 1/2" x 17"	137 lbs	\$3,800
20822	16"	10 / 15	P-5	1/13" x 9/16"	35 gal	50 f/m	56 dB	●	●	Available	33 1/2" x 25 1/2" x 17"	137 lbs	\$3,800
40606	16"	36 / 40	P-2	1/4"	45 gal	26 f/m	50 dB	●	●	●	38" x 29" x 20"	198 lbs	\$4,600
40614	16"	25 / 28	P-4	1/8" x 1 9/16"	45 gal	26 f/m	54 dB	●	●	●	38" x 29" x 20"	198 lbs	\$4,800
40630	16"	11 / 13	P-6	1/32" x 7/16"	45 gal	26 f/m	50 dB	●	●	●	38" x 29" x 20"	198 lbs	\$6,800
40634	16"	9 / 11	P-7	1mm x 4.7mm	45 gal	27 f/m	52 dB	●	●	●	38" x 29" x 20"	198 lbs	\$8,000
41614	16"	25 / 28	P-4	1/8" x 1 9/16"	45 gal	26 f/m	54 dB	●	●	●	38" x 29" x 20"	198 lbs	\$5,400
41622	16"	15 / 19	P-5	1/13" x 9/16"	45 gal	26 f/m	54 dB	●	●	●	38" x 29" x 20"	198 lbs	\$5,400
41634	16"	9 / 11	P-7	1mm x 4.7mm	45 gal	27 f/m	52 dB	●	●	●	38" x 29" x 20"	198 lbs	\$8,600

High Capacity Shredders

20390	16"	55 / 60	P-2	1/4"	50 gal	22 f/m	60 dB	●	●	Available	46 1/2" x 27 1/2" x 24"	323 lbs	\$6,700	
20392	16"	25 / 30	P-5	1/13" x 9/16"	50 gal	22 f/m	60 dB	●	●	Available	46 1/2" x 27 1/2" x 24"	328 lbs	\$7,800	
20396	16"	38 / 43	P-4	1/8" x 1 9/16"	50 gal	22 f/m	64 dB	●	●	Available	46 1/2" x 27 1/2" x 24"	328 lbs	\$7,800	
20394	16"	9 / 11	P-7	1mm x 4.7mm	50 gal	35 f/m	56 dB	●	●	●	46 1/2" x 27 1/2" x 24"	228 lbs	\$10,000	
20452	17"	85 / 100	P-2	1/4"	50 gal	41 f/m	67 dB	●	●	208v 3 phase service	Available	63 3/8" x 28 3/4" x 29 3/4"	717 lbs	\$13,500
20453	17"	65 / 85	P-3	1/8" x 3 1/8"	50 gal	42 f/m	67 dB	●	●	208v 3 phase service	Available	63 3/8" x 28 3/4" x 29 3/4"	717 lbs	\$14,500

*Sheet capacity will vary depending on paper size, weight, quality, and sufficient power.

Shredder Supplies



CleanTEC® Filter 
 Improves Air Quality
 3 Ply Recyclable Material
 Easily Replaceable



Shredder Oil
 Reduces Friction
 Maintains Performance
 Increases Shredder Lifespan



Shred Bags
 For Easy Disposal of Shreds
 Durable 1.5 Mil Plastic
 Gusseted Sides Expand

Item	Stock #	Description	List Price
CleanTEC® Filter	20710	For all DAHLE CleanTEC® Shredders	\$89
Shredder Oil	20740	6 - 12 oz. bottles	\$65
	20741	4 - 1 gal. bottles	\$185
Shred Bags	701	For 401xx shredders (200/box)	\$100
	704	For 4x2xx shredders (100/box)	\$100
	705	For 208xx, 4x3xx & 4x4xx shredders (100/box)	\$120
	706	For 4x5xx, 4x6xx, & High Capacity shredders (100/box)	\$130
Automatic Oiler	120 / 220	4 liter capacity (For 20xxx Series Shredders)	\$1,000



DAHLE Shredders

Standard Features

- ① **All Steel Frame:** Keeps the cutting cylinders in perfect alignment for optimal performance.
- ② **Solid Cutting Head:** A solid block of German Steel is milled to create each cutting cylinder.
- ③ **Door Open Interlock:** Prevents the shredder from operating with the door open. This safety feature is found on all models.
- ④ **Thermally Protected Motor:** Prevents the motor from overheating during extended use.
- ⑤ **Rubber Shock Mounts:** Provides a barrier between the cutting head and cabinet to isolate noise and reduce vibration.
- ⑥ **Shred Bag:** Features gusseted sides to expand to the shredders maximum internal capacity.
- ⑦ **Wooden Cabinet w/Swivel Casters:** Attractive cabinet blends in with any decor and the swivel casters allow for easy movability.
- ⑧ **SmartPower Energy Management:** Reduces power consumption when idle, and eliminates power use after 30 minutes of inactivity.
- ⑨ **Chain Driven:** Provides slip-free power to the cutting mechanism for maximum throughput.

**Some components not available on certain models.*

DAHLE CleanTEC®

Special Features

- ⑩ **Dust Filtration:** Eliminates up to 98% of the shredders fine dust particles and provides a cleaner, healthier work environment.
- ⑪ **Safe Technology:** Verbal and Contact Emergency Shutdown-Simply yell "Stop" or hit the top cover and the shredder immediately stops.
- ⑫ **ESP Protection:** The shredder "knows" how much you're shredding and will not operate if sheet capacity is exceeded.
- ⑬ **EvenFlow Lubricator:** This automatic oiler provides slow, continuous lubrication across the entire cutting mechanism.

Limited Lifetime Warranty

Dahle guarantees its shredders to be free from manufacturing defects (materials / workmanship) for a period of 2 years. Dahle offers a lifetime guarantee on the cutting cylinders (1 year on Security Level P-6 and P-7 models).

This warranty does not cover damage caused by improper oiling, paper jams, misuse, abuse, improper line voltage, or unauthorized repair. This warranty applies to the original purchaser only and is not transferable. There are no other warranties expressed or implied beyond the face of this agreement. For service or more information on this warranty, contact a Dahle Account Representative at (800) 995-1379.



NOVUS® DAHLE®

Dahle North America, Inc.
49 Vose Farm Road
Peterborough, NH 03458
(800) 995.1379 / www.dahle.com



85 YEARS