

# Furniture & Storage 2015

Prices effective through January 31, 2016



LIFETIME WARRANTY



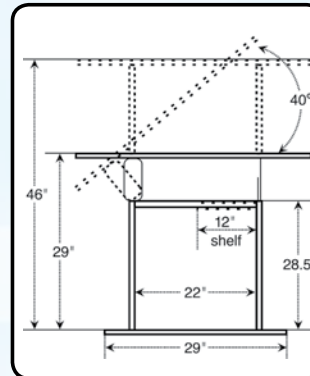
ALVIN®

**WorkMaster® Tables**

A 4-post table that adjusts easily, from front or rear, for a comfortable work angle. Versatile and attractive, the WorkMaster can be used as a reference/layout table, computer workstation, or drafting table. Ideal for architects.

- Angle adjusts from horizontal (0°) to 40°
- Height adjusts from 29" to 46" in horizontal position
- Base of 1½" x 1½" heavy-gauge steel tubing
- 12" x 42" storage shelf with modesty panel
- Warp-free white Melamine tabletop

No.	Description (Top Size)	Weight	SRP
<i>Complete tables, black bases</i>			
WM48-3-XB	36" x 48"	100 lbs.	\$546.00 ea
WM60-3-XB	37½" x 60"	116 lbs.	630.00 ea
WM72-3-XB	37½" x 72"	125 lbs.	676.00 ea
<i>Complete tables, white bases</i>			
WM48-4-XB	36" x 48"	100 lbs.	546.00 ea
WM60-4-XB	37½" x 60"	116 lbs.	630.00 ea
WM72-4-XB	37½" x 72"	125 lbs.	676.00 ea
<i>Bases only</i>			
WMB-3	Black	59 lbs.	415.00 ea
WMB-4	White	59 lbs.	415.00 ea

WorkMaster  
(Black base)

LIFETIME WARRANTY



ALVIN®

**WorkMaster® Jr. Tables**

A durable, 4-post table that is versatile and sturdy with built-in strength for hard, long-term use. The angle of the work surface can be adjusted easily from either front or rear. Sturdy base constructed of 1" x 1" heavy-gauge steel tubing. Ideal for drafting, mechanical drawing, and architecture. Can also be used as a spacious reference table.

- Warp-free white Melamine board
- Angle adjusts from horizontal (0°) to 35°
- Height adjusts from 29" to 44" in the horizontal position
- 12" x 32" storage shelf with modesty panel

No.	Description (Top Size)	Weight	SRP
<i>Complete tables, black bases</i>			
WMJ-3-XB	31" x 42"	68 lbs.	\$399.00 ea
WMJ48-3-XB	36" x 48"	80 lbs.	426.00 ea
<i>Complete tables, white bases</i>			
WMJ-4-XB	31" x 42"	68 lbs.	399.00 ea
WMJ48-4-XB	36" x 48"	80 lbs.	426.00 ea
<i>Bases only</i>			
WMJB-3	Black	39 lbs.	295.00 ea
WMJB-4	White	39 lbs.	295.00 ea

WorkMaster Jr.  
(White Base)



DesignMaster  
(Gray base)






DesignMaster  
(Black base)



### ALVIN® DesignMaster Tables




Compared to any other drawing table on the market this is, without a doubt, a table of superior strength and durability with a lifetime guarantee. This 4-post table is made of 18-gauge steel tubing (not pre-fab sheet steel) and table height is 37". Angle adjustment from horizontal (0°) to 45°. The legs are welded together to form a 3" x 2" post for maximum strength, stability, and rigidity. All metal parts are scratch resistant, electrostatic powder coated. Tabletop board and supporting panels are made of 3/4" thermo-fuse Melamine. Surface is smooth, durable, white matte Melamine, trimmed with bonded black vinyl edges. Offered with or without tool and reference drawers. Tool drawer size is 23"l x 8"w x 3 1/2"d and reference drawer size is 23"l x 31"w x 1 1/2"d. Tool drawer is supplied with lock and equipped with ball-bearing slides. All bases are equipped with built-in fittings for the purchase of the two drawers if not bought originally.

No.	Description (Top Size)	Weight	SRP
<i>Complete tables, gray bases</i>			
<b>DM60CT</b> 	37 1/2" x 60", 2 gray drawers	153 lbs.	<b>\$1,165.00 ea</b>
<b>DM60ND</b> 	37 1/2" x 60", no drawers	129 lbs.	<b>900.00 ea</b>
<b>DM72CT</b> 	37 1/2" x 72", 2 gray drawers	166 lbs.	<b>1,211.00 ea</b>

#### *Gray bases and drawers*

<b>DMB</b>	Base only	72 lbs.	<b>685.00 ea</b>
<b>DM2D</b>	Tool and reference Gray drawer set	28 lbs.	<b>265.00 ea</b>

#### *Complete tables, black bases*

<b>DM60CT-BK</b> 	37 1/2" x 60", 2 white drawers	153 lbs.	<b>1,165.00 ea</b>
<b>DM60ND-BK</b> 	37 1/2" x 60", no drawers	129 lbs.	<b>900.00 ea</b>
<b>DM72CT-BK</b> 	37 1/2" x 72", 2 white drawers	166 lbs.	<b>1,211.00 ea</b>

#### *Black bases and white drawers*

<b>DMB-BK</b>	Base only	72 lbs.	<b>685.00 ea</b>
<b>DM2D-WH</b>	Tool and reference White drawer set	28 lbs.	<b>265.00 ea</b>



Elite  
(White base)






Elite  
(Black base)






### ALVIN® Elite Tables

The Elite workstation was designed for the professional who requires a work surface to be easily adjustable, employing a semi-automatic mechanism for simultaneous height and tilt adjustment. The dual purpose foot brake is easily activated to adjust inclination and elevation, and engages a "free float" movement allowing the top to be locked into any number of positions for maximum comfort, support, and efficiency. Angle adjusts from horizontal (0°) to 85°. Height adjusts from 38" to 45" in horizontal position. It also features a rigid balanced metal base with a white Melamine top.

No.	Description (Top Size)	Weight	SRP
<i>Complete tables, black bases</i>			
<b>ET48-3</b> 	36" x 48"	141 lbs.	<b>\$2,166.00 ea</b>
<b>ET60-3</b> 	37 1/2" x 60"	157 lbs.	<b>2,250.00 ea</b>
<b>ET72-3</b> 	37 1/2" x 72"	166 lbs.	<b>2,296.00 ea</b>

#### *Complete tables, white bases*

<b>ET48-4</b> 	36" x 48"	141 lbs.	<b>2,166.00 ea</b>
<b>ET60-4</b> 	37 1/2" x 60"	157 lbs.	<b>2,250.00 ea</b>
<b>ET72-4</b> 	37 1/2" x 72"	166 lbs.	<b>2,296.00 ea</b>

#### *Bases only*

<b>ETB-3</b> 	Black	88 lbs.	<b>2,035.00 ea</b>
<b>ETB-4</b> 	White	88 lbs.	<b>2,035.00 ea</b>





LIFETIME WARRANTY

MADE IN USA

ALVIN®

**DesignMaster Office Height Drawing Table**

The same great features as the DesignMaster compact version without a drawer. Table height is 28". Tabletop size is 36"w x 48"l. Gray base. 91 lbs.

No. DM48LT

SRP \$681.00 ea



LIFETIME WARRANTY

MADE IN USA

ALVIN®

**DesignMaster Compact Drawing Table**

A smaller version of the DesignMaster, but with the same superior strength and durability. Table height is 37". Tabletop size is 36"w x 48"l. Gray reference drawer is 23"d x 31"w x 1½"h. Gray base. 117 lbs.

No. DM48CT

SRP \$881.00 ea

**LIMITED WARRANTY**

Alvin & Company, Inc. warrants all of its products to be free from manufacturing defects, under normal use and conditions, for a period of 90 days from the date of original purchase from Alvin, unless otherwise indicated. Extended warranties where applicable cover steel table bases only, not tabletops. Please call or visit [www.alvinco.com](http://www.alvinco.com) for full warranty details.

Ensign  
(White base)Ensign  
(Black base)

5 YEAR WARRANTY

ALVIN®

**Ensign Tables**

Contemporary design to enhance any working environment. The Ensign is an example of practicality, convenience, and functional design. Tabletop height and angle are spring-action controlled. This semi-automatic design provides simultaneous height and tilt adjustments employing an extendable single action lever, conveniently located just beneath top on the right hand side. Angle adjustment from horizontal (0°) to 90° with an adjustable height of 37" to 47". Features a double-pedestal base design of heavy-gauge steel with rounded profile for superior stability. Warp-free white Melamine tabletop.

No.	Description (Top Size)	Weight	SRP
<i>Complete tables, black bases</i>			
EN42-3	31" x 42"	97 lbs.	\$1,444.00 ea
EN48-3	36" x 48"	109 lbs.	1,471.00 ea
<i>Complete tables, white bases</i>			
EN42-4	31" x 42"	97 lbs.	1,444.00 ea
EN48-4	36" x 48"	109 lbs.	1,471.00 ea
<i>Bases only</i>			
ENB-3	Black	55 lbs.	1,340.00 ea
ENB-4	White	55 lbs.	1,340.00 ea



Titan  
(Natural finish)



Titan II



Titan  
(Walnut finish)



Titan II Split-Top  
WSB60



### ALVIN® Titan Solid Oak Tables

Attractive, functional, and durable, the Titan 4-post drafting table is constructed from the finest quality solid oak using through-bolt hardware to ensure it will withstand years of use. The natural walnut finish is well protected by two coats of clear lacquer while the warp-free tabletop has a long-lasting Melamine laminate. Tilt mechanism enables user to quickly and easily adjust the top angle from horizontal (0°) to 45°. Inside dimensions of drawer (drafting height): 23"d x 31"w x 1½"h. Dustcover protects drawer contents. Limited lifetime warranty.

No.	Description (Top Size)	Weight	SRP
<i>Natural finish, 37" drafting height table with drawer</i>			
WTB42	31" x 42"	80 lbs.	\$729.00 ea
WTB48	36" x 48"	90 lbs.	756.00 ea
WTB60	37½" x 60"	105 lbs.	840.00 ea
<i>Natural finish, 30" office height table without drawer</i>			
WOB42	31" x 42"	65 lbs.	549.00 ea
WOB48	36" x 48"	75 lbs.	576.00 ea
WOB60	37½" x 60"	90 lbs.	660.00 ea
<i>Walnut finish, 37" drafting height table with drawer</i>			
WTB42-WA	31" x 42"	80 lbs.	740.00 ea
WTB48-WA	36" x 48"	90 lbs.	782.00 ea
<i>Walnut finish, 30" office height table without drawer</i>			
WOB42-WA	31" x 42"	65 lbs.	560.00 ea
WOB48-WA	36" x 48"	75 lbs.	602.00 ea



### ALVIN® Titan II Solid Oak Drafting Tables

Attractive, functional, and durable, these 4-post drafting tables are designed for larger top sizes and constructed from the finest quality solid red oak using through-bolt hardware to ensure a lifetime of use. The natural finish is well protected by two coats of clear lacquer while the warp-free tabletops have long-lasting white Melamine laminate. Tilt mechanism enables user to easily adjust the top angle from horizontal (0°) to 45° for Titan II, horizontal (0°) to 30° for Titan II Split-Top. Optional drawer set for 37½" x 60" and 37½" x 72" sizes consists of 23"l x 31"w x 1½" reference drawer and 23"l x 8"w x 3½" tool drawer with smooth roller bearing slides and keyed lock. Split-top model is ideal for drawing on one side and keeping tools on the other. Features a tilt-adjustable 37½" x 42" section and 37½" x 18" fixed section. Includes a 23"l x 8"w x 3½" tool drawer with keyed lock. Limited lifetime warranty.

No.	Description (Top Size)	Weight	SRP
<i>Titan II, 37½" height</i>			
WLB60	37½" x 60", two oak drawers	137 lbs.	\$1,140.00 ea
WLB72	37½" x 72", two oak drawers	146 lbs.	1,186.00 ea
<i>Base and drawers</i>			
WLB	Base only	50 lbs.	600.00 ea
TDS	Tool and reference drawer set only	30 lbs.	325.00 ea
<i>Titan II Split-Top, 36" height</i>			
WSB60	37½" x 60" total: 37½" x 42" tilting and 37½" x 18" fixed tops Tool drawer with keyed lock included	141 lbs.	990.00 ea





VAN48

Easy-to-assemble  
design!



VAN42



Ratcheted tilt-mechanism for  
one-hand adjustment

ALVIN®

### Vanguard™ Drawing Room Tables

Classic 4-post wood tables are perfect for art, drafting, and creative tasks in the office, in the studio, or at home. These tables are both functional and aesthetically elegant. Made from eco-friendly, sustainable rubber wood that is valued for its dense grain and is often compared to fine teak and finished with a medium stain and durable polyurethane. The work surfaces provide plenty of room to spread out while the spacious drawers provide convenient access and storage for supplies. Also includes wood pencil ledge that can be set flush to the tabletop or elevated. One-hand ratcheted tilt mechanism adjusts board angle. Attractively tapered legs are 2" square at the top, narrowing towards the floor, with floor levelers for stability. Dual-purpose cross support beams not only provide maximum stability and rigidity but also serve as a convenient and comfortable footrest. Through-bolt hardware for years of wobble-free service. Warp-free 3/4" thick top has a natural birch veneer. Base and tabletop packaged in one well-protected carton. Made with materials that comply with strict California emission standards. 3-year limited warranty.

#### VAN42

- Tabletop adjusts from horizontal 0° to 25°
- Inside dimensions of drawer: 21" x 11½" x 1¾", includes 2 movable dividers
- 25" long pencil ledge

#### VAN48

- Tabletop adjusts from horizontal 0° to 25°
- Inside dimensions of drawer: 27" x 17" x 1½", includes 2 movable dividers
- 32" long pencil ledge

No.	Description (Height/Top)	Weight	SRP
VAN42	30"h, 28" x 42"	80 lbs.	\$505.00 ea
VAN48	33½"h, 36" x 48"	90 lbs.	\$595.00 ea



Pavillon  
(Cherry Melamine top)



Pavillon with  
unfinished top



ALVIN®

### Pavillon Art and Drawing Tables

Perfect table for aspiring artists, crafters, or hobbyists. Despite its light and attractive appearance, this table is surprisingly strong, stable, and sturdy.

- Board angle adjusts from horizontal (0°) to 60°
- Height adjusts 31" to 40", firmly secured by twin adjustment knobs
- Solid wood base construction with smooth, cherry-color finish
- Supplied with 24" wood pencil ledge and brass hardware
- Natural, unfinished wood top includes vinyl edges
- Cherry woodgrain Melamine tabletop includes rounded corners

No.	Description (Top Size)	Weight	SRP
<i>Unfinished wood tops</i>			
AP436	24" x 36"	30 lbs.	\$267.00 ea
AP442	31" x 42"	39 lbs.	290.00 ea
<i>Cherry melamine tops</i>			
AP436-WBR	24" x 36"	30 lbs.	269.00 ea
AP442-WBR	30" x 42"	39 lbs.	302.00 ea

## ALVIN®

### CraftMaster™ II Glass Top Deluxe Art & Drawing Table

The CraftMaster II Glass Top Deluxe workstation is a striking addition to the Alvin CraftMaster series. Whether using for art, drafting, or hobby, the NEW CraftMaster II Glass Top Deluxe is a work of art. This table comes equipped with all the bells and whistles, providing its user easy access to all the tools of his/her trade. Features two full-sized and compartmentalized side storage trays with removable covers and two 4-drawer storage units (one of each on both sides). The sleek 28" x 40" work surface is constructed of black tempered glass and reinforced from beneath with a 3/4" x 3/4" steel frame running the entire perimeter of the top.

The CraftMaster II Glass Top Deluxe is angle adjustable utilizing dual, quick-release tilt mechanisms, that lock into position with one hand. This table is also height adjustable and firmly locks into distinct horizontal positions on four large diameter uprights. The hefty cross member between its vertical support legs, combined with the rubber-treaded footrest, provide added stability. Each table is equipped with four casters (2 locking), as well as floor glides, depending on one's need for mobility.

#### OUTSTANDING FEATURES:

- One-hand dual tilt mechanisms adjust work surface from 0° to 30°
- Height adjusts 27 3/4" to 32 1/4" in the horizontal position using casters, or 25 3/4" to 30 1/4" using floor glides (both included)
- Left and right storage trays are each 4" wide, have an assortment of compartment sizes, and include removable covers
- Two sets of 4-drawer storage units, each 7 1/4" w x 9 1/2" h x 10 1/4" d
- Plastic pencil and tool tray (29 7/8" length) included
- Sturdy steel construction with powder-coated chrome color finish
- Footrest crossbar with rubber tread and spacious 29" of leg room for comfort
- Tabletop and base packed securely in one carton, ships by truck

No. CM48GL

SRP \$415.00 ea



## ALVIN®

### CraftMaster™ Art, Drawing, and Hobby Tables

The ultimate in function, utility, convenience, and design all come together at an affordable price for the artist, crafter, and/or hobbyist. The CraftMaster may easily be proudly displayed at work, in the studio, or anywhere in the home. The height-adjustable CraftMaster has been designed from the bottom up to meet the needs of both children and adults, beginning artists and professionals. The attractive tabletop provides plenty of workspace and tilts easily for a comfortable working angle to suit any project or style. 51 lbs.

- 24" x 40" top with rounded corners
- One hand tilt-angle mechanism adjusts tabletop from horizontal (0°) to 30°
- Height adjusts 28" to 32" in the horizontal position using casters or 26" to 30" using floor glides, both sets included
- Two sets of 3-drawer storage units, each 7" w x 7" h x 10" deep
- Metal pencil ledge and plastic instrument tray, both included
- Sturdy tubular steel construction, 1 1/2" diameter with powder-coated finish
- Footrest crossbar with rubber tread and 21" of leg room
- Tabletop and base packed securely in one UPS-able carton

No.	Description	(Base/Top)
CM40-3-WBR	Black	Cherry woodgrain
CM40-4-WB	White	Maple woodgrain
CM40-4-XB	White	White

SRP \$259.00 ea



CM40-3-WBR



CM40-4-WB





CM48-3-WBR



All CraftMasters feature easy to use tilt angle adjustment mechanism.



CM48-4-WBR

Side view of  
CM50-3-WBR

3 YEAR  
WARRANTY

### ALVIN® CraftMaster™ III Drafting, Drawing, and Art Table

A larger and more robust version of the popular CraftMaster series of tables, the CraftMaster III was designed for serious students, artists, and professionals who prefer a truly drafting-height table. The table features an enlarged leg frame design, readily accepts standard parallel straightedges, and maintains an attractive color scheme that fits well in most homes, offices, and studios. Black base with cherry woodgrain tabletop only.

30" x 42" top. 62 lbs.

- Height adjusts from 35" to 39½" with top in horizontal position using casters or 33½" to 38" using floor glides, both included
- One hand tilt-angle mechanism adjusts tabletop from horizontal (0°) to 30°
- Built-in storage shelf is 11" deep with backstop, 30" long
- Metal pencil ledge and plastic instrument tray, both included
- Sturdy tubular steel construction 1½" diameter with powder-coated finish
- Footrest crossbar with rubber tread and plenty of leg room
- Tabletop and base packed securely in one carton

No. CM50-3-WBR  
SRP \$279.00 ea

3 YEAR  
WARRANTY

### ALVIN® CraftMaster™ II Deluxe Art, Drawing, and Hobby Tables

An enlarged version of the successful original CraftMaster, the CraftMaster II has a bigger top, more storage, and more leg room. The attractive 28" x 40" tabletop combines with left and right storage trays to create an overall 28" x 48" work surface. 65 lbs.

- 28" x 40" tabletop with rounded corners
- Left and right storage trays are each 4" wide, have an assortment of compartment sizes and include removable covers
- One hand tilt mechanism adjusts tabletop from horizontal (0°) to 30°
- Height adjusts 28" to 32" in the horizontal position using casters or 26" to 30" using floor glides, both sets included
- Two sets of 4-drawer storage units, each 7" w x 9" h x 10" d
- Metal pencil ledge and plastic instrument tray, both included
- Sturdy tubular steel construction, 1½" diameter with powder-coated finish
- Footrest crossbar with rubber tread and 29" of leg room
- Tabletop and base packed securely in one UPS-able carton

No.	Description	(Base/Top)
CM48-3-WBR	Black	Cherry woodgrain
CM48-4-WB	White	Maple woodgrain

SRP \$348.00 ea



Instrument tray

3 YEAR  
WARRANTY

### ALVIN® CraftMaster™ Jr. Art, Drawing, and Hobby Table

The fixed height CraftMaster Jr. is certain to satisfy both children and adults, beginning artists, and professionals. The attractive tabletop provides ample workspace and tilts easily to accommodate any working angle. Suitable for all projects and styles while providing comfort and support. 45 lbs.

- 24" x 40" cherry woodgrain top with rounded corners
- One hand tilt mechanism adjusts tabletop from horizontal (0°) to 30°
- Comfortable fixed height of 30" using casters and 29" with floor glides
- Two supply storage drawers, each 7" w x 10" d x 2" h
- Metal pencil ledge and plastic instrument tray, both included
- Sturdy tubular steel construction, 1½" diameter, powder-coated black finish
- Footrest crossbar with rubber tread and 30" of leg room
- Easy to assemble
- Tabletop and base packed securely in one UPS-able carton

No. CM30-3-WBR  
SRP \$185.00 ea



CM30-3-WBR



**3 YEAR  
WARRANTY**

**ALVIN®**

**CraftMaster™ III  
Split-Top Drafting, Drawing, and Art Table**

The CraftMaster III workstation has been designed to accommodate multi-tasking. With a split-top, this table provides the user with not only a height- and tilt-adjustable work surface, but a separate fixed work surface for laptops, books, tools, accessories, and more. Ideal for those working in multi-media. Serious students, artists, and professionals will find this table unmatched in function, performance, and value. It is truly drafting height and features an enlarged leg frame design, readily accepts standard parallel straightedges, and maintains an attractive black base and cherry woodgrain color scheme that fits well in most homes, offices, and studios. 86 lbs.

- Tilt-adjustable 30" x 42" section on the left and fixed 30" x 18" section on the right, total work area is 30" x 60"
- Height adjusts from 35" to 39½" with top in horizontal position using casters or 33½" to 38" using floor glides, both included
- One hand tilt-angle mechanism adjusts tabletop from horizontal (0°) to 30°
- Built-in storage shelf is 11" deep x 40" long, with backstop
- Set of four drawers 7" w x 9" h x 10" d for storage
- Metal pencil ledge and plastic instrument tray, both included
- Sturdy tubular steel construction, 1½" diameter with powder-coated finish
- Footrest crossbar with rubber tread and 40" of leg room
- Tabletop and base packed securely in one carton

**No. CM60-3-WBR**

**SRP \$362.00 ea**



CM60-3-WBR



Reflex

**LIFETIME  
WARRANTY**



**ALVIN®**

**Reflex Table**

Perfect in home or hospital for close-up work and wheelchair applications, the front of this table is designed with a 10½" deep x 25" wide half circle radius cut out for easy accessibility. The 30" x 40" tabletop has 7½" of table surface on each side of the cut out. Scratch-resistant white Melamine tabletop and a raised black PVC edge to keep items on the table. The white table base is constructed of 1½" diameter steel tubing providing 33" side to side and 28¾" front to rear to fit wheelchairs. Unextended leg height is 24". Easy-grip knobs adjust telescoping legs up to 44" high, and angles, horizontal (0°) to 45°. Folds flat for storage and/or transport. Overall size of folded table without tabletop is 25" x 31". Some assembly required. Shipped UPS. 56 lbs.

**No. REFLEX**

**SRP \$640.00 ea**

**3 YEAR  
WARRANTY**

**ALVIN®**

**Onyx Tables**

One of our most popular items, this contemporary fold-away drafting-height table is perfect for home, office, and dormitory. The sturdy, 1½" diameter tubular steel frame, is easy to set up with a powder-coated finish that will provide years of service. The four telescoping legs allow the tabletop surface to easily adjust from 29" to 44" in the horizontal position and tilt from horizontal (0°) to 45°. Distance between legs is 28¾". Fold-away gate hinges permit base to fold flat in seconds to 5" for convenient storage and/or transport. Base and board ship in separate cartons except for ONX40-4.

**Pencil Ledge  
Included!**

No.	Description (Top Size)	Weight	SRP
<i>Complete tables, black bases</i>			
<b>ONX36-3</b>	24" x 36"	36 lbs.	<b>\$212.00 ea</b>
<b>ONX42-3</b>	30" x 42"	42 lbs.	<b>226.00 ea</b>
<i>Complete tables, white bases</i>			
<b>ONX36-4</b>	24" x 36"	36 lbs.	<b>212.00 ea</b>
<b>ONX42-4</b>	30" x 42"	42 lbs.	<b>226.00 ea</b>
<b>ONX40-4</b>	28" x 42"	38 lbs.	<b>185.00 ea</b>
<b>Tabletop and base shipped in one carton</b>			
<i>Bases only</i>			
<b>ONXB-3</b>	Black	17 lbs.	<b>131.00 ea</b>
<b>ONXB-4</b>	White	17 lbs.	<b>131.00 ea</b>

Onyx





MM36-5



MM36-3-WBR

### ALVIN® MiniMaster™ Tables

A sturdy, 4-post steel table that is perfect for art, hobby, crafts, graphic arts, and all kinds of creative work in the home, dorm, studio, or office. Built tough to provide years of service, the MiniMaster comes with a durable, rounded corner tabletop and an easy-to-adjust height mechanism with 1" increments. 38 lbs.

- 24" x 36" top with rounded corners
- Height adjusts from 27" to 40" in the horizontal position
- Board angle adjusts from horizontal (0°) to 30°
- Includes 23" pencil ledge and built-in storage shelf 27" long x 8½" deep
- Casters and floor glides, both included
- Base and tabletop packaged in one UPS-able carton
- Five year limited warranty

No.	Description (Base/Top)	
MM36-3-WBR	Black	Woodgrain
MM36-5	Gray	White

SRP \$190.00 ea



MM40-3-WBR

Tilt mechanism  
for MiniMaster II

**Pencil Ledge  
Included!**

**5 YEAR  
WARRANTY**

### ALVIN® MiniMaster™ II Tables

A sturdy, 4-post steel table that is perfect for art, hobby, crafts, graphic arts, and all kinds of creative work in the home, dorm, studio, or office. Built tough to provide years of service, the MiniMaster II comes with a durable rounded corner tabletop and an easy-to-adjust height mechanism with 1" increments. Anti-warping bar included. 46 lbs.

- 24" x 40" top with rounded corners
- One hand ratcheted tilt mechanism adjusts board angle from horizontal (0°) to 30°
- Height adjusts from 29" to 41" in the horizontal position
- Includes 23" pencil ledge and built-in storage shelf 30" long x 8½" deep
- Casters and floor glides, both included
- Base and tabletop packaged in one UPS-able carton
- Five year limited warranty

No.	Description (Base/Top)	
MM40-3-WBR	Black	Woodgrain
MM40-4-XB	White	White

SRP \$240.00 ea





## ALVIN® Opal Tables

Extremely versatile, the Opal table folds to approximately 5" in width for easy storage. The Opal features a unique oval and round tubular base design for stability. Board angle adjusts from horizontal (0°) to 45° with an adjustable height of 29" to 44" in the horizontal position. Base is 1 1/4" diameter steel tubing. Distance between legs is 28 3/4". Unique double-bend back legs. Warp-free white Melamine tabletop with black vinyl edging.

No.	Description (Top Size)	Weight	SRP
<i>Complete tables, black bases</i>			
OP36-3	24" x 36"	50 lbs.	\$341.00 ea
OP42-3	31" x 42"	59 lbs.	364.00 ea
OP48-3	36" x 48"	71 lbs.	391.00 ea
<i>Complete tables, white bases</i>			
OP36-4	24" x 36"	50 lbs.	341.00 ea
OP42-4	31" x 42"	59 lbs.	364.00 ea
OP48-4	36" x 48"	71 lbs.	391.00 ea
<i>Bases only</i>			
OPB-3	Black	30 lbs.	260.00 ea
OPB-4	White	30 lbs.	260.00 ea



Opal



Rounded Corners

## ALVIN® CC2005EBWR Creative Center

This sophisticated woodgrain and black drafting-height table combination workstation and studio not only looks great, but will service every creative need. Fold-away design for convenient storage and/or transport. All components packed securely in one UPS-able box. 78 lbs.

### Onyx Drawing Table

Black base with 30" x 42" cherry woodgrain Melamine tabletop. Height adjusts from 29" to 44" in the horizontal position. Angle adjusts from horizontal (0°) to 45°. Pencil ledge included.

### Pneumatic-Lift Drafting Chair

Black upholstered seat and backrest. Pneumatic cylinder mechanism adjusts height from 23" to 29". Teardrop footrest. Molded foam seat.

### Swing-Arm Lamp

6 1/2" black metal shade. Takes 100w bulb. Spring arm and knob. Arm length extends to 32". Locks securely in any position.

### Storage Tray

Sturdy, multi-compartment, black plastic side tray to hold supplies. 29" long x 7" wide. Installs either left or right side.

No. CC2005EBWR  
 SRP \$438.50 ea



Not available for delivery to CA



CC2005EBWR



CC2001E with  
Drafting Chair



CC2012E with  
Drafting Chair



CC2001A with  
Office Chair



CC2012A with  
Office Chair

## ALVIN® CC2001

### Creative Centers

This creative center provides a complete solution for the creative needs of professionals, students, crafters, and hobbyists. Complete with a fully adjustable table, chair, lamp, and a storage tray, this is an ideal studio. The fold-away design of the table allows convenient storage and/or transport. All components packed securely in one UPS-able box. 78 lbs.

#### Onyx Drawing Table

White base with 30" x 42" white Melamine tabletop with black vinyl edging. Height adjusts from 29" to 44" in horizontal position. Angle adjusts from horizontal (0°) to 45°. Pencil ledge included.

#### Pneumatic-Lift Chair



Black upholstered seat with height- and depth-adjustable backrest. Pneumatic cylinder lift mechanism adjusts height from 23" to 29" for the CC2001E drafting chair and 16½" to 21½" for the CC2001A office chair. Molded foam seat.


#### Swing-Arm Lamp

6½" white metal shade. Takes 100w bulb. Spring arm and knob. Arm length extends to 32". Locks securely in any position.

#### Storage Tray

Sturdy, multi-compartment, black plastic side tray to hold supplies. Installs either left or right side. 29" long x 7" wide.

No.	Description	SRP
CC2001E 	Drafting chair	\$412.50 ea
CC2001A 	Office chair	406.50 ea

 Not available for delivery to CA

## ALVIN®

### CC2012

### Creative Centers

This creative center provides a complete solution for the creative needs of professionals, students, crafters, and hobbyists. Complete with a fully adjustable table, chair, lamp, and a storage tray, this is an ideal studio. The fold-away design of the table allows convenient storage and/or transport. All components packed securely in one UPS-able box. 78 lbs.

#### Onyx Drawing Table

White base with 30" x 42" white Melamine tabletop with black vinyl edging. Height adjusts from 29" to 44" in horizontal position. Angle adjusts from horizontal (0°) to 45°. Pencil ledge included.

#### Pneumatic-Lift Chair



Black upholstered seat with height- and depth-adjustable backrest. Pneumatic cylinder lift mechanism adjusts height from 21" to 26" for the CC2012E drafting chair and 15¼" to 20" for the CC2012A office chair. Molded foam seat.


#### Swing-Arm Lamp

6½" white metal shade. Takes 100w bulb. Spring arm and knob. Arm length extends to 36". Locks securely in any position.

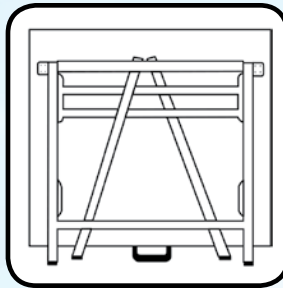
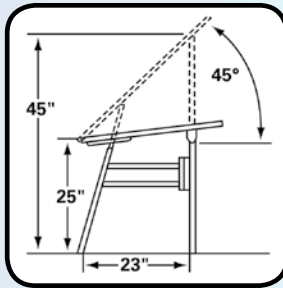
#### Storage Tray

Sturdy, five-compartment, black plastic side tray with removable translucent cover. Installs either left or right side. 26" long x 4" wide.

No.	Description	SRP
Drafting chair		
CC2012E 	White base	\$397.00 ea
Office chair		
CC2012A 	White base	361.00 ea

 Not available for delivery to CA





Folds into a compact 4" flat unit.



MODEL X-3-XB


MODEL X-4-XB



## ALVIN® Professional Tables

Portable, versatile, and so durable that it carries a lifetime guarantee. Features warp-free white Melamine tabletop with angle adjustment from horizontal (0°) to 45°. Height adjusts from 29" to 45" in the horizontal position. Folds quickly and easily to 4" width for portability. Base is 1" square powder-coated steel tubing with non-skid self-leveling feet. Top size and table weight listed below.

No.	Description	SRP
<i>Complete tables, black bases</i>		
<b>MODEL X-3-XB</b>	24" x 36", 41 lbs.	<b>\$319.00 ea</b>
<b>MODEL XI-3-XB</b>	31" x 42", 50 lbs.	<b>\$420.00 ea</b>
<b>MODEL XII-3-XB</b>	36" x 48", 64 lbs.	<b>\$560.00 ea</b>
<i>Complete tables, white bases</i>		
<b>MODEL X-4-XB</b>	24" x 36", 41 lbs.	<b>\$319.00 ea</b>
<b>MODEL XI-4-XB</b>	31" x 42", 50 lbs.	<b>\$420.00 ea</b>
<b>MODEL XII-4-XB</b>	36" x 48", 64 lbs.	<b>\$560.00 ea</b>
<i>Bases only</i>		
<b>SB-3</b>	Small black base for Models X and XI, 21 lbs.	<b>\$238.00 ea</b>
<b>SB-4</b>	Small white base for Models X and XI, 21 lbs.	<b>\$238.00 ea</b>



## ALVIN® VYCO Board Cover

Durable, versatile, easy-to-install, 5-ply vinyl cover manufactured specifically for protection of heavily used surfaces.

- The perfect, smooth, stain-resistant working surface for all drawing boards, tables, desks, filing cabinets, counter tops, and shelving.
- Compass points, tacks, and hard pencil impressions will not mar VYCO-protected surfaces as self-sealing surface recovers almost immediately.
- The translucent VBC55 is ideal for use with lightboxes or protecting fine wood and glass-topped furniture. Also useful over graph paper.
- Preserves and protects expensive furniture against mars, scars, cuts, dents, and prolongs the life of new boards. Will not deteriorate, discolor, or crack.
- Cuts to size easily with ordinary scissors.

VBC44 and VBC77 offer two usable surfaces to match any decor.



VBC55 provides the ideal translucent protective surface.



VBC44 – No-glare green/  
rich cream  
VBC55 – Translucent  
VBC77 – Pearl gray/  
soft matte white

Green/ Cream	Gray/ White	SRP	Translucent	SRP	Size	Weight
<i>10-yard rolls</i>						
<b>VBC44/31</b>	<b>VBC77/31</b>	<b>\$388.00 rl</b>			31"	28 lbs.
<b>VBC44/36</b>	<b>VBC77/36</b>	<b>\$424.00 rl</b>	<b>VBC55/36</b>	<b>\$527.00 rl</b>	36"	34 lbs.
<b>VBC44/37</b>	<b>VBC77/37</b>	<b>\$448.00 rl</b>	<b>VBC55/37</b>	<b>\$560.00 rl</b>	37½"	35 lbs.
<b>VBC44/42</b>	<b>VBC77/42</b>	<b>\$486.00 rl</b>	<b>VBC55/42</b>	<b>\$622.00 rl</b>	42"	37 lbs.
<b>VBC44/43</b>	<b>VBC77/43</b>	<b>\$510.00 rl</b>	<b>VBC55/43</b>	<b>\$642.00 rl</b>	43½"	38 lbs.
<b>VBC44/48</b>	<b>VBC77/48</b>	<b>\$552.00 rl</b>			48"	43 lbs.
<b>VBC44/60</b>	<b>VBC77/60</b>	<b>\$734.00 rl</b>			60"	55 lbs.
<i>Pre-cut sheets*</i>						
<b>VBC44-1</b>	<b>VBC77-1</b>	<b>30.00 ea</b>	<b>VBC55-1</b>	<b>35.00 ea</b>	18" x 24"	2 lbs.
<b>VBC44-2</b>	<b>VBC77-2</b>	<b>33.00 ea</b>	<b>VBC55-2</b>	<b>37.00 ea</b>	20" x 26"	2 lbs.
<b>VBC44-3</b>	<b>VBC77-3</b>	<b>39.00 ea</b>	<b>VBC55-3</b>	<b>45.00 ea</b>	23" x 31"	3 lbs.
<b>VBC44-4</b>	<b>VBC77-4</b>	<b>45.00 ea</b>	<b>VBC55-4</b>	<b>52.00 ea</b>	24" x 36"	3 lbs.
<b>VBC44-5</b>	<b>VBC77-5</b>	<b>56.00 ea</b>	<b>VBC55-5</b>	<b>68.00 ea</b>	31" x 42"	4 lbs.
<b>VBC44-6</b>	<b>VBC77-6</b>	<b>70.00 ea</b>	<b>VBC55-6</b>	<b>85.00 ea</b>	36" x 48"	5 lbs.
<b>VBC44-8</b>	<b>VBC77-8</b>	<b>87.00 ea</b>	<b>VBC55-8</b>	<b>108.00 ea</b>	37½" x 60"	6 lbs.
<b>VBC44-10</b>	<b>VBC77-10</b>	<b>100.00 ea</b>	<b>VBC55-10</b>	<b>124.00 ea</b>	37½" x 72"	7 lbs.
<b>VBC44-13</b>	<b>VBC77-13</b>	<b>117.00 ea</b>			43½" x 72"	8 lbs.
<b>VBC44-14</b>	<b>VBC77-14</b>	<b>137.00 ea</b>			43½" x 84"	9 lbs.
<b>VBC44-15</b>	<b>VBC77-15</b>	<b>74.00 ea</b>			37½" x 48"	4 lbs.
<b>VBC44-16</b>	<b>VBC77-16</b>	<b>161.00 ea</b>			48" x 96"	10 lbs.


\* Custom sheet sizes are also available, please inquire.



## ALVIN® VYCO Empty Display Rack

Size: 26¼" w x 61" h x 19½" d  
Contents: Space for 24 sheets

**No. VBC-RACK**  
**SRP \$190.00**



**CARB**  
COMPLIANT

ALVIN®

## Drawing Boards/Tabletops

**DB Boards** – Unfinished natural wood veneer surfaces, metal side edges. Solid-core construction.

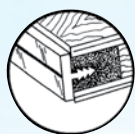
**LB Boards** – Ultralight boards, unfinished wood veneer surfaces, aluminum side edges, hollow honeycomb interior. Solid wood edges and center cross frame for strength and rigidity.

**VB Boards** – Unfinished natural wood veneer surfaces, woodgrain vinyl edges all around. Solid-core construction.

**WB Boards** – Square corners, smooth walnut woodgrain Melamine surfaces, black vinyl edges. Solid core construction.

**WBR Boards** – Rounded corners, smooth cherry woodgrain Melamine surface one side; smooth, satin-finish, white Melamine on reverse, black vinyl edges. Solid core construction. 3/4" radius.

**XB Boards** – Smooth, satin-finish, white Melamine surfaces, black vinyl edges. Solid core construction.



DB and LB boards have T-metal edges

No.	Description	SRP
<i>DB series</i>		
DB111	12" x 17"	\$24.00 ea
DB112	16" x 21"	30.00 ea
DB114	18" x 24"	36.00 ea
DB116	20" x 26"	43.00 ea
DB118	24" x 36"	98.00 ea
DB142	31" x 42"	125.00 ea
<i>LB series</i>		
LB112	16" x 21"	28.00 ea
LB114	18" x 24"	33.00 ea
LB116	20" x 26"	38.00 ea
LB118	24" x 36"	55.00 ea
<i>VB series</i>		
VB118	24" x 36"	89.00 ea
VB142	31" x 42"	112.00 ea
<i>WB series</i>		
WB142	31" x 42"	115.00 ea
WB148	36" x 48"	157.00 ea
<i>WBR series</i>		
WBR118	24" x 36"	90.00 ea
WBR142	30" x 42"	121.00 ea
<i>XB series</i>		
XB110	15" x 20"	28.00 ea
XB112	16" x 21"	29.00 ea
XB114	18" x 24"	38.00 ea
XB116	20" x 26"	39.00 ea
XB118	24" x 36"	81.00 ea
XB130	30" x 42"	95.00 ea
XB142	31" x 42"	104.00 ea
XB148	36" x 48"	131.00 ea
XB138	37 1/2" x 42"	185.00 ea
XB160	37 1/2" x 60"	215.00 ea
XB172	37 1/2" x 72"	261.00 ea



ALVIN®

## Instrument Trays

White high-impact plastic, mounts easily to front of tabletop to keep tools and instruments readily available. Mounting screws included.

No.	Description	SRP
PT736	36" long, fits 31" x 42" board	\$20.00 ea
PT742	42" long, fits 36" x 48" board	23.00 ea
PT748	48" long, fits 37 1/2" x 60" board	27.00 ea



ALVIN®

## Metal Pencil Ledges

These strong metal pencil ledges attach to the front edge of any tabletop to keep pencils, pens, and other instruments from rolling off. A quick release adjustment system allows for elevated or flush positioning. Powder-coated black finish.

No.	Description	SRP
MPL28	28"	\$11.50 ea
MPL44	44"	12.75 ea



ALVIN®

## Drawing Table Storage Trays

Durable molded black ABS plastic trays with translucent removable covers. Each tray has five assorted compartments for convenient storage. Fits tabletops 26" deep or larger. Can be attached to either left or right side of 1/2" to 1" thick wood or particleboard tabletops. Hardware and template included. 26"l x 4"w x 1 1/4"d. Sold as a set of two.

No. TT399-2  
SRP \$50.00 pr



ALVIN®

## Table and Desktop Storage Trays

A versatile storage system that keeps work surfaces clear and organized. Made from sturdy molded ABS high-impact plastic, these trays have 14 compartments of various sizes and removable inserts with 27 positions for pencils, pens, and markers. Special compartments for scissors and items up to 15" long such as rulers or brushes. Can be mounted to the left or right side of any table that accepts wood screws. Works best for tabletops between 5/8" and 3/4" thick. Requires 4" of open space under table for attachment brackets. Doubles as a desk accessory with rubber feet. Overall dimensions 29"l x 7"w x 2 1/4"d.

No.	Description
TT599-1	White
TT599-2	Black
SRP \$31.00 ea	



Not available for delivery to CA

ALVIN®

## Swing-Arm Lamps

Swing-arm lamp with a ventilated 6 1/2" diameter metal shade with double baffle to reduce glare. Spring-balanced arm locks securely in any position with a 32" extension. Two-way mounting clamp for tables up to 1 1/2" thick. ETL listed.

No.	Description
<i>Uses 100w bulb (not included)</i>	
G2540-B	Black
G2540-D	White
SRP \$27.50 ea	

<i>Uses compact fluorescent bulb</i>	
CFL2540-B	Black, with CFL bulb
CFL2540-D	White, with CFL bulb
SRP \$39.95 ea	





**CA TITLE 20** Not available for delivery to CA

### ALVIN® Swing-Arm Combination Lamps

Fluorescent and incandescent lighting in one convenient unit. Independent rocker switches operate the lights independently or together. Spring-balanced swing-arm features spring covers and a generous 45" reach. Large comfortable thumb knobs make it easy to adjust the arm and shade angle. The 10" diameter heavy-duty metal shade has a stay cool handle for easy positioning. All-metal construction with 3-prong grounded power cord, electronic ballast, and heavy-duty metal mounting clamp. Uses one energy-saving T5 28w circular fluorescent bulb (included) and one 60w maximum incandescent bulb (not included) or one compact fluorescent bulb up to 23 to 25w CFL equivalent to 100w incandescent bulb (not included). UL listed.

No.	Description
<i>Uses fluorescent/incandescent bulbs</i>	
CL1755-B	Black
CL1755-D	White
SRP \$139.95 ea	
<i>Uses fluorescent/compact fluorescent bulbs</i>	
CLCFL1755-B	Black, with CFL bulb
CLCFL1755-D	White, with CFL bulb
SRP \$147.00 ea	
CL1755-BULB	Replacement fluorescent bulb
SRP \$9.95 ea	



**CA TITLE 20** Not available for delivery to CA

### ALVIN® Architect Desk Lamp

Retro-style all metal construction in a satin steel finish. Adjustable folding arm extends from 14" to 26". Supplied with a 6" diameter weighted base. Uses a 60w bulb (not included). ETL listed.

No. FD206ST  
SRP \$52.00 ea



### ALVIN® Tri-Fluorescent Task Lamps

This office and drafting lamp features three fluorescent bulbs for a total of 42w with a unique rectangular gridded shade to evenly spread light onto the work surface. Features heavy-duty desktop mounting clamp that fits up to 2 1/2" thick surfaces and electronic ballast. Includes three T5 14w fluorescent bulbs. UL listed.

No.	Description	SRP
FL545-D	White	\$141.95 ea
FL545-BULB	Replacement bulb	9.95 ea



### ALVIN® Compact Fluorescent Lamps

This energy saving lamp has earned the ENERGY STAR rating. Features a high gloss 4 3/4" diameter shade, spring-control balance arm, 13w fluorescent bulb, and space-saving 14" arm reach. ETL listed.

No.	Description	SRP
ES244-B	Black	
ES244-D	White	
SRP \$59.99 ea		



### ALVIN® Fluorescent Task Lamps

Ideal for office and drafting environments, this extremely versatile and reliable task light features all metal construction and a heavy-duty desktop mounting clamp that fits up to 2 1/2" thick surfaces. The 38" reach extension arm offers a wide range of positioning options. The 18" x 4 1/2" heavy-duty rectangular metal shade is fully adjustable using the convenient thumb knob. Takes two 15w fluorescent bulbs (both included). 3-prong grounded power cord. UL listed.

No.	Description	SRP
FL655-B	Black	\$132.95 ea
FL655-D	White	132.95 ea
FL655-BULB	Replacement bulb	9.95 ea



### ALVIN® Desktop Magnifier Lamps

Perfect for precision work, this lamp magnifies and lights up the work surface. Features 3 1/2" diameter, 3+12-diopter glass lens with 1.75x magnification. Adjustable lamp head and arm. Removable protective lens cover. Includes one T4 12w circular fluorescent bulb. Sturdy 4" x 8" base. Electronic ballast. UL listed.

No.	Description	SRP
ML150-B	Black	\$49.00 ea
ML150-D	White	49.00 ea
ML150-BULB	Replacement bulb	9.95 ea



### ALVIN® Clip Lights

Versatile gooseneck clip light can be used anywhere additional light is needed. The metal shade concentrates illumination then diffuses it with a 4 1/2" diameter metal shade with plastic baffle. Uses a 60w bulb (not included). ETL listed.

No.	Description	SRP
CLC400-B	Black	
CLC400-D	White	
SRP \$17.99 ea		

**CA TITLE 20** Not available for delivery to CA




### ALVIN® Magnifier Lamps

Professional, low heat magnifying lamp with high quality, extra-large 5" diameter lens features a fully adjustable internal spring-arm with a 45" reach. Convenient stay cool handle on head for positioning. 3-diopter glass lens provides 1.75x magnification. Removable protective lens cover makes this magnifier lamp usable as a table lamp. Uses one T9 22w daylight simulation bulb (included). Includes heavy-duty desktop mounting clamp that fits up to 2½" thick surfaces. All metal construction. UL listed.

No.	Description	SRP
ML255-B	Black	\$132.95 ea
ML255-D	White	132.95 ea
ML255-BULB	Replacement bulb	9.95 ea



 Not available for delivery to CA

### ALVIN® Swing-Arm Magnifier Lamps

Spring suspension system for adjusting to any position. Arm height adjusts to 36" maximum. 4" diameter optically fine-ground 3-diopter glass lens with 1.75x magnification. Two-way mounting clamp for tables up to 1½" thick. Uses a 60w bulb (not included). ETL listed.

No.	Description	SRP
ML100-B	Black	\$33.99 ea
ML100-D	White	

### ALVIN® Clamp

Four-way plastic clamp fits the Alvin G2540 and ML100 lamps only. Fits up to 1½" thick surface. Black only.


No. C-CLAMP  
SRP \$12.50 ea



### Adjustable Angle Clamps

Heavy-duty adjustable angle clamp allows for mounting of magnifier and task lamps on drafting tables and other angled surfaces up to 2½" thick. A comfortable knob provides easy positioning to the desired angle and then locks securely in place to prevent the lamp from moving. Designed for use with Alvin CL1755, ML255, and FL655 lamps.

No.	Description
ALCLAMP-B	Black
ALCLAMP-D	White
SRP \$22.00 ea	



**THIS CHAIR  
ROCKS!**

CH290-60DH

### ALVIN® Comfort Classic Deluxe Task Chairs

Ergonomically designed for long-lasting service and extra comfort. Features include pneumatic height control, polypropylene seat and back shells, a height- and depth-adjustable hinged backrest with spring-adjusted rocking mechanism, dual-wheel casters, and a 24" diameter reinforced nylon base. Seat cushion is 18"w x 17"d x 2" thick. Backrest is 16"w x 14"h. Office model height adjusts from 19" to 23". Drafting model includes CK49 height extension kit and adjusts from 26½" to 30½". Optional armrests available on page 22.

No.	Fabric Color
<i>Drafting height</i>	
CH290-40DH	Black
CH290-60DH	Medium gray
SRP \$232.00 ea	
<i>Office height</i>	
CH290-40	Black
CH290-60	Medium gray
SRP \$187.00 ea	



CH290-40



**MOLDED  
FOAM SEAT**



Office version



Back view

### ALVIN® Argentum Mesh Back Chairs

With a contemporary look and ergonomic design, this chair is an ideal choice for any office or drafting environment. The height-adjustable backrest features a tightly stretched silver mesh backing and ergonomically contoured design to provide strong lumbar support. Pneumatic height control permits users to raise and lower chair height quickly. Multiple controls for adjusting back rest tilt independently or in synchronization with seat tilt. Includes dual-wheel casters, and a 26" diameter polished aluminum base. Backrest is 19½"w x 19½"h. Seat cushion features long-lasting molded foam and is 19½"w x 18"d x 3" thick. Office model height adjusts from 17" to 21". Drafting model includes CK49 height extension kit and adjusts from 24½" to 28½". Black.

No.	Description	SRP
CH728-45DH	Drafting height	\$469.00 ea
CH728-45	Office height	424.00 ea

### Warranty

All ALVIN seating and chair models carry a 2-year warranty on pneumatic cylinders and a 3-year warranty against defects in material and construction (excluding fabric). All Alvin seating either meets or exceeds BIFMA standards. Fabric and foam also meets CAL117 (California Technical Bulletin 117) requirements.





CH222-40

**ALVIN®  
Budget Task Chairs**

Affordable, sturdily-constructed task chairs are perfect for home, office, or student use. Features include pneumatic height control, polypropylene seat and back shells, a height- and depth-adjustable hinged backrest, dual-wheel casters, and a 22" diameter reinforced nylon base. Molded foam seat cushion is 17" w x 16" d x 2 1/2" thick. Backrest is 16" w x 12" h. Office model height adjusts from 16 1/2" to 21 1/2". Drafting model includes CK38 height extension kit and adjusts from 24" to 29". Black.

No.	Description	SRP
CH222-40DH	Drafting height	\$163.00 ea
CH222-40	Office height	122.00 ea



Back view

**ALVIN®  
Salambro Jr. Drafting Chair**

This drafting chair is distinguishable mainly by its extra height. It comes complete with armrests, pneumatic height adjustment from 24" to 28", and a 24" diameter reinforced nylon base with hooded casters, and a 21" black foot ring. The extra-thick molded foam seat cushion is 18" w x 18" d x 3" thick. The vented mesh backrest is 18" wide, rises 18" above the seat, and is depth adjustable. A padded lumbar support can be adjusted up and down for comfort. This model is a drafting height chair and has no tilt or rock function. Black.

No. DC724-40
SRP \$345.00 ea



**ALVIN®  
Utility Stool**

An extremely rugged and stable polyurethane utility stool on a traditional American-style base, this model has a durable seat and backrest built to withstand heavy use in rigorous work environments. Ideal for extended sitting periods. Will resist punctures, water, and most chemicals. Features include pneumatic height control, a height- and depth-adjustable hinged backrest, and a 23" diameter black powder-coated tubular steel base with built-in foot ring. Seat is 17" w x 16" d x 2" thick. Backrest is 15" w x 12" h. Height adjusts from 21" to 28". Comes complete with a set of locking casters and a set of non-slip floor glides. Easy to clean, maintenance free. Black. Optional armrests available on page 22.

No. DC208
SRP \$304.00 ea



**ALVIN®  
Griffin™  
Drafting Chair**

Uniquely-styled mesh back drafting chair at an affordable price. Includes pneumatic height control with an adjustment range from 23" to 33", a height- and depth-adjustable backrest, 18" diameter height-adjustable foot ring, dual-wheel casters, and a 25" diameter reinforced nylon base. Seat cushion is made from ergonomically-contoured molded foam that is 3" thick x 17" w x 17" d. Comfortable and airy nylon mesh back is 16" w x 8" h. Optional armrests available on page 22. Black.

No. DC710-40
SRP \$198.00 ea



**MOLDED  
FOAM SEAT**

**ALVIN®  
Zenith™ Drafting Chair**

Designed for comfort, style, and convenience, this drafting chair is an outstanding value. Features include pneumatic height control with an adjustment range from 23" to 33", padded armrests that are width and height adjustable with seven positions, a height- and depth-adjustable backrest with tilt-angle control, adjustable seat pitch, 18" diameter height-adjustable chrome foot ring, dual-wheel casters, and a 26" diameter steel reinforced nylon base. Waterfall seat cushion improves circulation and is 3 1/2" thick x 19" w x 18" d. Back cushion is 3" thick x 17" w x 16" h. Both are made from ergonomically-contoured molded foam and include polypropylene back shells. Black.

No. DC577-40
SRP \$304.00 ea

**MOLDED  
FOAM SEAT**



**ALVIN®  
Monarch  
Executive Drafting Chair**

Designed for the ultimate in style, comfort, and construction, this chair has contoured black cushions and other ergonomic features that make it an outstanding value. High backrest provides solid orthopedic spine support and full-size upholstered seat is contoured for added comfort. Features include pneumatic height control, polypropylene seat and back shells, a height- and depth-adjustable backrest with tilt-angle control, adjustable seat pitch, built-in steel teardrop footrest, dual-wheel casters, and a 24" diameter steel reinforced nylon base. Seat cushion is 19" w x 18" d x 3" thick with waterfall front. Backrest is 16" w x 19" h x 3" thick. Height adjusts from 24" to 34". Black.

No. DC555-40
SRP \$276.00 ea

**MOLDED  
FOAM SEAT**

DC310-40B

DC310-40

**ALVIN®****Prestige Artist/Drafting Chairs**

Deluxe drafting chairs for the serious artist or designer that are both comfortable and sturdy. Features include pneumatic height control, polypropylene seat and back shells, a height- and depth-adjustable backrest with tilt-angle control, articulating seat and backrest, dual-wheel casters, and a 26" diameter reinforced nylon base. Height adjustable foot ring comes standard. Seat cushion is 19"w x 18"d x 3" thick. Backrest is 17"w x 15"h x 3" thick. Height adjusts from 24" to 34". Optional armrests available on page 22. Black.

No.	Description	SRP
DC310-40	18" chrome foot ring	\$270.00 ea
DC310-40B	21" black foot ring	276.00 ea

**MOLDED  
FOAM SEAT**

CH444-60DH



CH444-90

CH444-40

**ALVIN®****Monarch High Back Chairs**

Designed for the ultimate in style, comfort, and construction, this chair has contoured cushions and other ergonomic features that make it an outstanding value. High backrest provides solid orthopedic spine support and full-size upholstered seat is contoured for added comfort. Features include pneumatic height control, polypropylene seat and back shells, a height- and depth-adjustable backrest with tilt-angle control, adjustable seat pitch, dual-wheel casters, and a 23" diameter reinforced nylon base. Seat cushion is 19"w x 18"d x 3" thick. Backrest is 16"w x 19"h x 3" thick. Office model height adjusts from 18" to 23". Drafting model includes CK49 height extension kit and adjusts from 25½" to 30½". Optional armrests available on page 22.

No.	Fabric Color	SRP
<i>Drafting height</i>		
CH555-40DH	Black	\$283.00 ea
CH555-60DH	Med. gray	283.00 ea
CH555-85DH	Black with blue highlights	320.00 ea
CH555-95DH	Black with leather highlights	330.00 ea
<i>Office height</i>		
CH555-40	Black	238.00 ea
CH555-60	Med. gray	238.00 ea
CH555-85	Black with blue highlights	275.00 ea
CH555-95	Black with leather highlights	285.00 ea



CH555-60DH



CH555-40DH

CH555-85

CH555-95

**ALVIN®****Premo Ergonomic Chairs**

Ergonomic features in a rugged contemporary design, this is the ultimate in seating comfort at a reasonable price. Backrest provides solid orthopedic spine support and full-size upholstered seat is contoured for added comfort. Features include pneumatic height control, polypropylene seat and back shells, a height- and depth-adjustable backrest with heavy-duty spring tension angle control, dual-wheel casters, and a 25" diameter reinforced nylon base. Seat cushion is 19"w x 17"d x 3" thick. Backrest is 16"w x 14"h x 2½" thick. Office model height adjusts from 16½" to 21½". Drafting model includes CK49 height extension kit and adjusts from 24" to 29". Optional armrests available on page 22.

No.	Fabric Color	SRP
<i>Drafting height</i>		
CH444-40DH	Black	\$249.00 ea
CH444-60DH	Medium gray	249.00 ea
CH444-90DH	Black leather	349.00 ea
<i>Office height</i>		
CH444-40	Black	204.00 ea
CH444-60	Medium gray	204.00 ea
CH444-90	Black leather	304.00 ea

**ALVIN®****LabTek™ Utility Chair**

A rugged drafting-height chair with a polyurethane seat and backrest that is built to withstand heavy use in labs and other work environments. Will resist punctures, water, and most chemicals. Comes complete with a height-adjustable, 18" diameter, chrome foot ring. Features include pneumatic height control with an adjustment range from 23" to 33", a height- and depth-adjustable hinged backrest, and a 25" diameter reinforced nylon base. Seat is 18"w x 18"d x 1½" thick. Backrest is 17"w x 12"h x 1" thick. Includes a set of non-locking casters and a set of floor glides. Black.

No. DC249  
SRP \$270.00 ea





**ALVIN®  
Economy Drafting Chair**

A functional, economical drafting chair. Features include pneumatic height control, polypropylene seat and back shells, a depth-adjustable hinged backrest, built-in steel teardrop footrest, dual-wheel casters, and a 23" diameter reinforced nylon base. Molded foam seat cushion is 16"w x 15"d x 2" thick. Backrest is 15"w x 10"h. Height adjusts from 23" to 29". Black.

**No. DC204  
SRP \$128.00 ea**



**ALVIN®  
American-Style  
Draftsman's Chair**

Ruggedly constructed traditional chair that offers both comfort and durability. Features include pneumatic height control, a height- and depth-adjustable hinged backrest with polypropylene back shell, dual-wheel casters, and a 23" tubular chrome steel base with built-in foot ring. Seat cushion is made of long-lasting, comfortable molded foam and is 18"w x 18"d x 4" thick. Backrest is 15"w x 10"h. Height adjusts from 23" to 31". Comes complete with a set of locking casters and a set of non-slip floor glides. Charcoal.

**No. DC778-34  
SRP \$193.00 ea**



**ALVIN®  
Comfort Economy Task Chairs**

A quality design at an affordable price, these chairs are ideal for home, office, study, or shop. Features include pneumatic height control, polypropylene seat and back shells, a height- and depth-adjustable hinged backrest, dual-wheel casters, and a 24" diameter reinforced nylon base. Seat cushion is 18"w x 17"d x 2" thick. Backrest is 14"w x 12"h. Office model height adjusts from 17" to 22". Drafting model includes CK49 height extension kit and adjusts from 24½" to 29½". Optional armrests available on page 22. Black.

No.	Description	SRP
CH277-40DH	Drafting height	\$200.00 ea
CH277-40	Office height	155.00 ea

**ALL CHAIRS ON  
THIS PAGE HAVE A  
MOLDED FOAM SEAT**



**ALVIN®  
Viceroy Artist/Drafting Chairs**

The popular choice for the graphic designer, this drafting chair has superior quality at a reasonable price. Features include pneumatic height control, polypropylene seat and back shells, a height- and depth-adjustable hinged backrest, built-in steel teardrop footrest, dual-wheel casters, and a 24" diameter reinforced nylon base. Seat cushion is 18"w x 17"d x 2" thick. Backrest is 14"w x 12"h. Height adjusts from 23" to 33".

No.	Fabric Color
DC999-40	Black
DC999-60	Medium gray

**SRP \$192.00 ea**



DC999-40



CH777-90DH

**ALVIN®  
Art Director  
Executive Leather Chairs**

With an extra thick seat cushion and high back that are both covered in beautiful, high-quality buffalo leather, the drafting version of this executive chair is unlike any other drafting chair on the market today. Perfect for the drafting professional or executive seeking the ultimate in quality, comfort, and good looks. Features include armrests, pneumatic height control, dual-wheel casters, and a 26" diameter reinforced nylon base. The extra thick seat cushion is 20"w x 19"d x 3" thick. The backrest is 19"w and rises 20" above the seat. Office model height adjusts from 17" to 21". Drafting model includes CK49 height extension kit and adjusts from 24½" to 28½". Black leather.

No.	Description	SRP
CH777-90DH	Drafting height	\$498.00 ea
CH777-90	Office height	453.00 ea



CH777-90



CH300-40

### ALVIN® Olympian Comfort Chairs

Designed for comfort and durability, this chair is tailor-made for larger-sized or taller people. The ergonomically contoured molded foam seat is extra-thick with a waterfall edge for maximum comfort. Pneumatic height control raises and lowers the chair quickly. The included armrests are height and width adjustable. Additional features include dual-wheel casters and a 26" diameter polished aluminum base. Seat cushion is 22"w x 21"d x 4" thick. Backrest is 21"w x 3½" thick, and rises 22" above the seat. Office model height adjusts from 17" to 21". Drafting model includes CK49 height extension kit and adjusts from 24" to 28". Black.

No.	Description	SRP
CH300-40DH	Drafting height	\$520.00 ea
CH300-40	Office height	475.00 ea

CH300-40DH



### ALVIN® Studio Artist/Drafting Chair

A functional, economical chair for studio use. Features include pneumatic height control, polypropylene seat and back shells, a height- and depth-adjustable hinged backrest, built-in steel teardrop footrest, dual-wheel casters, and a 23" diameter reinforced nylon base. Molded foam seat cushion is 17"w x 16"d x 2½" thick. Backrest is 16"w x 11"h. Height adjusts from 23" to 27". Black.

No. CH202  
SRP \$165.00 ea

**ALL CHAIRS ON  
THIS PAGE HAVE A  
MOLDED FOAM SEAT**



Back view

**THIS CHAIR  
ROCKS!**

### ALVIN® Van Tecno Manager's Chair

This intelligently designed chair is as comfortable as it is sharp with a contemporary appeal. Packed with features, it comes complete with height- and width-adjustable padded armrests, pneumatic height adjustment from 18" to 22", and a 24" diameter reinforced nylon base with hooded casters. The extra-thick seat cushion is 20"w x 19"d x 3" thick and has a tilt mechanism with spring-adjusted tension control. The seat also features a four-position locking depth control. The molded polypropylene back frame is 20" wide, rises 25" above the seat, and features a stretched mesh backing and three-position tilt lock. Black.

No. CH750  
SRP \$432.00 ea



**THIS CHAIR  
ROCKS!**

### ALVIN® Paragon™ Mesh Back Manager's Chair

This stylish chair was designed for those who love to rock, lean back, and take comfort in a plush, molded foam seat that is 3½" thick x 20"w x 18"d. The rocking tension is easy to adjust and can also be locked into the upright position. The seat tilts automatically as the back rocks with 2-to-1 synchronization. For every 2° that the back reclines, the seat automatically tilts 1°. Comes complete with padded armrests that are width and height adjustable with seven positions, pneumatic height adjustment from 18" to 23", and a 26" diameter reinforced nylon base with hooded casters. The tightly-stretched, high-grade nylon mesh backrest is depth adjustable, 20" wide, and rises 21" above the seat. Black.

No. CH760  
SRP \$285.00 ea



### ALVIN® Varsity Task Chair

Durable and economical, this task chair features pneumatic height control, polypropylene seat and back shells, a height- and depth-adjustable hinged backrest, dual-wheel casters, and a 22" diameter reinforced nylon base. Seat height adjusts from 16" to 21". Seat cushion is 17"w x 15"d x 2½" thick. Backrest is 15"w x 9"h x 2" thick. Black.

No. CH112  
SRP \$105.00 ea





**THIS CHAIR  
ROCKS!**

**MOLDED  
FOAM SEAT**

**ALVIN®  
Salambro  
Mesh Fabric Manager's Chair**

Sleek and stylish, this inviting chair will provide years of compliments and comfort. Finely crafted, it comes complete with width-adjustable padded armrests, pneumatic height adjustment from 18" to 22", and a 24" diameter reinforced nylon base with hooded casters. The extra-thick molded foam seat cushion is 20"w x 19"d x 3" thick and has a spring-adjusted tilt mechanism. Vented mesh backrest is 19" wide, rises 21" above the seat, and has a spring-adjusted rocking mechanism that can be locked into the upright position. A padded lumbar support can be adjusted up and down for comfort. Black.

**No. CH726  
SRP \$352.00 ea**



**THIS CHAIR  
ROCKS!**

**MOLDED  
FOAM SEAT**

**ALVIN®  
Salambro Jr. Mesh Back Chair**

Extremely comfortable and stylish like its big brother, the Salambro, this finely crafted chair comes complete with armrests, pneumatic height adjustment from 18" to 22", and a 24" diameter reinforced nylon base with hooded casters. The extra-thick molded foam seat cushion is 18"w x 18"d x 3½" thick and has a 2-to-1 synchro tilt mechanism. For every 2° that the back reclines, the seat automatically tilts 1°. The vented mesh backrest is 18" wide, rises 18" above the seat, and has a spring-adjusted rocking mechanism that can be locked into the upright position. A padded lumbar support can be adjusted up and down for comfort. Black.

**No. CH724  
SRP \$304.00 ea**

**MOLDED  
FOAM SEAT**



CH212



CH213

**NEW**

**ALVIN®  
Economy Chairs**

Black upholstered seat with height- and depth-adjustable backrest. Pneumatic cylinder lift mechanism adjusts height. Molded foam seat.

No.	Description	SRP
CH212	Office height, 15¼" - 20"	<b>\$84.99 ea</b>
CH213	Drafting height, 21" - 26"	<b>119.99 ea</b>

**MOLDED  
FOAM SEAT**



**ALVIN®  
Pneumatic-Lift Stool**

Drafting height polyurethane stool has a swivel feature, pneumatic height control, and an adjustable height between 18" and 26". 13" diameter seat made of super-soft molded foam. Stable, 22" diameter, five-star base on hooded casters. Puncture resistant and easy to clean. Black.

**No. DC209  
SRP \$104.00 ea**



**ALVIN®  
Utility Stool**

A rugged utility stool on a traditional American-style base, this model features a firm 1" thick black polyurethane swivel seat that is 13½" in diameter. The pneumatic lift allows height adjustment from 20" to 25" and the 23" diameter black powder-coated tubular steel base provides excellent stability and comfort with its built-in foot ring. Comes complete with a set of locking casters and a set of non-slip floor glides. Black.

**No. DC207A  
SRP \$155.00 ea**



**ALVIN®  
Synchro-Tilt Painter's Stool**

Extremely comfortable and rugged stool that features a 13"w x 9"d x 4"h soft black polyurethane seat with lower back support, synchro-tilt mechanism, and height adjustment from 21" to 30". Tilts 6° forward and 7° back. Height and tilt can both be easily adjusted while seated. The reinforced nylon base is 24" in diameter and comes complete with a set of locking casters and a set of non-slip floor glides. Black.

**No. DC206  
SRP \$222.00 ea**


**MOLDED  
FOAM SEAT**
**ALVIN®  
Spacesaver Stool**

Designed with function in mind, this utility stool has a 2½" thick cushioned black vinyl seat that is 12" in diameter. Telescoping legs can be assembled to facilitate a height range of 24" to 30" in 2" increments. Tubular chrome-plated steel legs with self-leveling floor glides. 19" chrome-plated ring serves as a footrest and provides added rigidity. Assembly required. Chrome/black.

**No. SSAS  
SRP \$125.00 ea**


CH25A



CH55A



CH66A

**ALVIN®  
Armrests**

Cushioned black polyurethane armrests are available in three styles and fit Alvin chair models CH222, CH277, CH290, CH444, CH555, DC208, DC249, DC310, DC710, and DC778. D-shaped armrests are loops with sliding width adjustment. Pivoting armrests have locking push-button height adjustment, 40° lateral adjustment, and width positioning. Adjustable height armrests have locking push-button height adjustment and width positioning.

No.	Description	SRP
CH25A	D-Shaped	\$56.00 ea
CH55A	Adjustable	59.00 ea
CH66A	Pivoting	66.00 ea



CK38



CK49



CK55

**ALVIN®  
Height Extension Kits**

Height extension kits convert Alvin office-height chairs into drafting-height models. Each kit includes a strong cylindrical steel shaft with tapered end that locks into the chair base. Foot rings can be adjusted vertically and then locked at the desired height. Extension kits should be attached when the chair is first assembled.

**Note:** Conversion kits must be attached when chair is first assembled. It is not recommended to add at a later time.

No.	Added Height	Fits Alvin Models
CK38	7½"	CH112, CH222, CH277, CH290, CH300, CH444, CH555, CH728, CH777
CK49	7½"	CH277, CH290, CH300, CH444, CH555, CH728, CH777
CK55	7½"	CH277, CH290, CH300, CH444, CH555, CH728, CH777
CK59	11"	CH444, CH555

No.	Description	SRP
CK38	18" diameter chrome ring	\$41.00 ea
CK49	21" diameter black ring	45.00 ea
CK55	Teardrop style, black	44.00 ea
CK59	21" diameter black ring	47.00 ea



In use


**ALVIN®  
Universal Foot Ring**

Designed to fit most standard diameter gas cylinders (48mm and 50mm), this unique foot ring can be added easily at any time without taking the chair apart. Left and right halves fit firmly together and can be set at any height. Made from durable reinforced black nylon. 18" in diameter. Black.

**No. CK52  
SRP \$30.00 ea**


FG5B



CC4



LC4

**ALVIN®  
Chair Casters  
and Plastic Foot Glides**

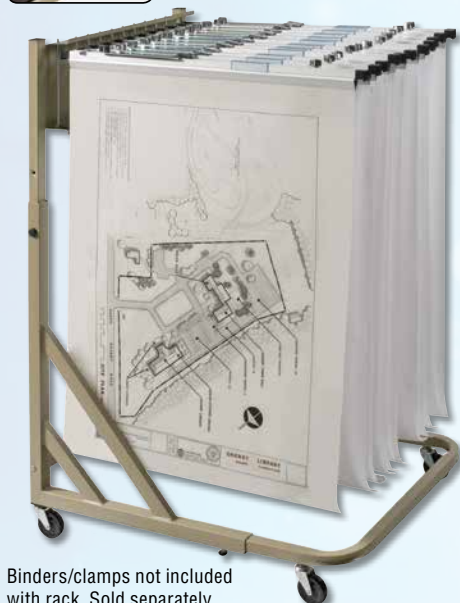
Soft casters for ideal mobility on hard floors. Foot glides replace casters where rolling action is not desired. Fit all Alvin chairs and stools except DC204. Sold as a set of five.

No.	Description	SRP
CC4	Non-locking casters	\$12.50 st
LC4	Locking casters	18.00 st
SC4	Non-locking soft casters	19.00 st
FG5B	Foot glides	12.50 st





Pivot-lock feature on BPR016 and BPR026



Binders/clamps not included with rack. Sold separately.

### ALVIN® Mobile Pivot Rack for Large Format Documents

Space-saving vertical filing system for active documents. Consists of a sturdy steel frame supporting 12 pivoting brackets (included) that swing freely to allow visibility and easy access to hundreds of documents, prints, and project files. Mounted on four 3" heavy-duty commercial grade swivel casters, the rack rolls easily wherever needed, making it ideal for office and field use. Designed to be interchangeable with systems from other manufacturers. Holds 12 large document binders (sold separately). Weight 53 lbs.

- Pivot-lock feature: unique grooves in bottom plate keep pivot brackets straight and square with unwanted swing, yet release effortlessly with no complicated mechanism
- Industrial strength construction, 240 lb. capacity
- Fits binder sizes 18", 24", 30", and 36"
- Adjustable height for prints from 24" to 48" long
- Adjustable depth for prints from 18" to 36" wide
- Includes floor glides for non-mobile use
- Durable powder-coated finish in barley color
- Reinforced packaging with internal protection
- Easy to assemble and adjust
- Multi-lingual packaging and instructions in English, French, and Spanish
- Limited lifetime warranty

No. BPR026  
SRP \$580.00 ea

### ALVIN® Power Wrench

Designed to tighten large document binders/blueprint clamps when storing or transporting a significant number of prints in a single clamp. To insure a secure grip of documents when hand tightening is not sufficient. Universal fitting accommodates all major brands of clamps and binders.

No. PR10  
SRP \$24.95 ea




Binders/clamps not included with rack. Sold separately.

### ALVIN® Mobile Racks for Large Format Documents

Space-saving vertical filing system that allows convenient access to hundreds of active documents, prints, and project files. Sturdy steel frames adjust to the length and width of the documents being stored. Mounted on four 3" heavy-duty commercial grade swivel casters, the rack rolls easily wherever needed, making it ideal for office and field use. Large document binders (sold separately) are suspended between support bars at each end.

- Industrial strength construction, 240 lb. capacity
- Fits binder sizes 24", 30", and 36"
- Adjustable height for prints 36" to 48" long
- Easy-grip steel handles for effortless mobility
- Heavy-duty 3" diameter swivel wheels
- Includes floor glides for non-mobile use
- Durable powder-coated finish in barley color
- Multi-lingual packaging and instructions in English, French, and Spanish
- Limited lifetime warranty

No.	Binder Capacity	Weight	SRP
BPR059-12	Holds 12	32 lbs.	\$310.00 ea
BPR059-18	Holds 18	35 lbs.	\$395.00 ea



### ALVIN® Large Document Binder/Blueprint Clamp Replacement Label Sleeves

Label set includes six replacement label sleeves and inserts for BPC24, BPC30, BPC36, and BPC42.

No. BPC-LABEL  
SRP \$11.50 pk




### ALVIN® Large Document Binders/Blueprint Clamps

A convenient way to store large format documents and blueprints for easy access. Each binder can hold up to 100 prints or 20 lbs. with a secure grip and wide opening jaws for easy loading. For use with all Alvin, Safco, PlanHold, and Mayline rack systems. **Sold by the box of six.**

- Professional grade for office and field use
- Made from high quality extruded aluminum
- Solid steel wing nuts have built-in stops to prevent them from accidental disassembly
- Plastic label holder with blank cardstock included
- Multi-lingual packaging and instructions in English, French, and Spanish
- Well packaged for transportation, **6 per box**
- Limited lifetime warranty

No.	Print Width	Overall Length	Box Weight	SRP
BPC18	18"	20"	5 lbs.	\$175.00 bx
BPC24	24"	26"	7 lbs.	\$199.00 bx
BPC30	30"	32"	9 lbs.	\$227.00 bx
BPC36	36"	38"	10 lbs.	\$278.00 bx
BPC42	42"	44"	12 lbs.	\$304.00 bx



Binders not included with rack. Sold separately.

### ALVIN® Wall Rack for Large Format Documents


Space-saving vertical filing system consists of two wall-mounted steel brackets from which large document binders are suspended for easy access to hundreds of active documents. Holds 12 large document binders (sold separately). Weight 4 lbs.

- Industrial strength construction, 240 lb. capacity
- Fits binder sizes 18", 24", 30", 36", and 42"
- Attaches to wall at desired height; requires mounting directly to studs or solid surface
- Durable powder-coated finish in barley color
- Multi-lingual packaging and instructions in English, French, and Spanish
- Limited lifetime warranty

No. BPR030  
SRP \$60.00 ea



Binders not included with rack. Sold separately.



### ALVIN® Wall Pivot Rack for Large Format Documents

Space-saving vertical filing system consists of a wall-mounted steel frame supporting 12 pivoting brackets that swing freely to allow visibility and easy access to hundreds of active documents. Designed to be interchangeable with systems from other manufacturers. Holds 12 large document binders (sold separately). Weight 18 lbs.

- Pivot-lock feature: unique grooves in bottom plate keep pivot brackets straight and square with unwanted swing, yet release effortlessly with no complicated mechanism
- Industrial strength construction, 240 lb. capacity
- Fits binder sizes 18", 24", 30", 36", and 42"
- Attaches to wall at desired height; requires mounting directly to studs or solid surface
- Durable powder-coated finish in barley color
- Multi-lingual packaging and instructions in English, French, and Spanish
- Limited lifetime warranty

No. BPR016  
SRP \$255.00 ea



ARF12



ARF20



### ALVIN® Upright Roll Files

Durable and compact, constructed of corrugated fiberboard. Includes slotted hand-hole. 15" wide x 12" deep, height is 11½" in front and 22" in back. Shipped flat, easy set up. Shipping weight is 4 lbs.

No.	Slots	Tube Size
ARF12	12	3⅝" x 3⅝"
ARF20	20	2¾" x 2¾"
SRP \$95.00 ea		



### ALVIN® Spare Parts for Large Document Binders/ Blueprint Clamps

A convenient assortment of parts to keep on hand. Cast steel wing nuts with zinc coating and cast steel T-bolts are interchangeable with PlanHold, Safco, and Mayline clamps. Contains three pieces each of T-Bolts, wing nuts, wing nut stop screws, jaw springs, and end caps.

No. BPCPARTS  
SRP \$15.95 st



### ALVIN® Step-Design Roll File

Unique step-design base includes twenty-four 3⅝" x 3⅝" openings for easy access to rolled maps, plans, drawings, and tubes. The four swivel casters give it high mobility. Constructed of white plastic-coated heavy-gauge steel rods. Includes custom-fitted bottom dust protector. Overall dimensions: 32"h x 21"w x 14"d. Assembly required. Shipping weight 15 lbs.

No. WSF36  
SRP \$105.00 ea



### ALVIN® Roll File Cart

Heavy-duty storage bin contains twenty-four 3⅝" x 4" openings and can accommodate up to a 3½" tube. The four swivel casters give it high mobility. Constructed of white plastic-coated heavy-gauge steel rods. Overall dimensions: 28"h x 24½"w x 17"d. Assembly required. Shipping weight 15 lbs.

No. WTF35  
SRP \$72.00 ea



### ALVIN® King-Size Roll File

Four 9" x 14" openings make this heavy-duty storage bin an ideal organizer for rolled maps, plans, drawings, and tubes. The four swivel casters give it high mobility. Constructed of white plastic-coated heavy-gauge steel rods. Overall dimensions: 26"h x 28"w x 18"d. Assembly required. Shipping weight 15 lbs.

No. WRF38  
SRP \$120.00 ea





**ALVIN®  
Wire Bin Roll File**

Four 8" x 8" openings make this heavy-duty storage bin an ideal organizer for rolled maps, plans, drawings, and tubes. The four swivel casters give it high mobility. Constructed of white plastic-coated heavy-gauge steel rods. Includes custom-fitted bottom dust protector. Overall dimensions: 30"h x 17"w x 17"d. Assembly required. Shipping weight 10 lbs.

**No. WRF34  
SRP \$92.00 ea**



**ALVIN®  
Wire Bin Roll File**

Twenty 4" x 4" openings make this heavy-duty storage bin an ideal organizer for rolled maps, plans, drawings, and tubes. The four swivel casters give it high mobility. Constructed of black plastic-coated heavy-gauge steel rods. Overall dimensions: 30"h x 22"w x 18"d. Assembly required. Shipping weight 11 lbs.

**No. WRF40  
SRP \$78.00 ea**



**ALVIN®  
Wire Bin Roll File**

Twelve 5½" x 5½" openings make this heavy-duty storage bin an ideal organizer for rolled maps, plans, drawings, and tubes. The four swivel casters give it high mobility. Constructed of black plastic-coated heavy-gauge steel rods. Overall dimensions: 30"h x 24"w x 18"d. Assembly required. Shipping weight 11 lbs.

**No. WRF55  
SRP \$78.00 ea**



TAB33-BK

**ALVIN®  
Mobile Organizers**

Reasonably priced mobile organizers that can simplify storage needs. Perfect for home, studio, office, or shop use. Unit is built with a strong black metal body frame, holding five rigid plastic drawers, 16"l x 11½"w x 3½"d. Top of unit is made from pressed wood with PVC laminate surface and edge trim. Unit is equipped with four hooded casters, two of which are locking. Shipped fully assembled. Overall dimensions with casters: 13¾"w x 17¼"d x 25½"h. Shipping weight: 25 lbs.

No.	Description
TAB33	White
TAB33-BK	Black
<b>SRP \$199.00 ea</b>	



**ALVIN®  
Empty Rack for Plastic Tubes**

Rack consists of the following, including sign: 8 rows, 4" square slots, 40 openings total.

**No. WRF77  
SRP \$220.00**

ASB1313 empty



ASB1313



NSS-BK

**ALVIN®  
Stow & Go™ Storage Bin**

Perfect for storing and transporting paper and project supplies. Unique split-top design allows partial or full access to contents. Features include sturdy design and construction with secure lid locks and a comfortable handle with slots for optional shoulder strap (sold separately). Bins are stackable up to five high for compact storage. Holds 300 sheets of 12" x 12" paper.

No.	Description	SRP
ASB1313	12½" x 12½" x 3" inside dimensions	<b>\$17.25 ea</b>
NSS-BK*	Shoulder strap, adjustable in length from 30" - 48"	<b>9.00 ea</b>

\*Shoulder strap will also fit most portfolios.

**ALVIN®****Portable Storage Cases**

Carry handles fold flush for convenient library-style storage. Durable plastic construction protects contents and twin snap locks keep case closed securely. Hundreds of uses!

No.	Description	SRP
<i>Small,</i>		
<i>O.D.-12¼" w x 8¼" h x 2" d,</i>		
<i>I.D.-11¼" w x 7½" h x 1¾" d</i>		
<b>AC100-C</b>	Clear case	<b>\$11.25 ea</b>
<i>Medium,</i>		
<i>O.D.-12¾" w x 10½" h x 2" d,</i>		
<i>I.D.-12½" w x 9¾" h x 1¾" d</i>		
<b>AC200-C</b>	Clear case	<b>13.50 ea</b>
<i>Large,</i>		
<i>O.D.-15¼" w x 11¼" h x 2" d,</i>		
<i>I.D.-15" w x 10½" h x 1¾" d</i>		
<b>AC300-C</b>	Clear case	<b>16.15 ea</b>

AC100-C  
closedAC100-C  
open

NBC14

NBC8

**ALVIN®****Mesh Tool Cases**

Durable see-through vinyl cases with mesh webbing are perfect for storing and organizing pens, pencils, and other supplies. 14" case is ideal for 12" triangular scales and rulers. Each has a generous 2" wide gusset and includes a nylon zipper and trim in assorted colors, no choice.

No.	Description	SRP
<b>NBC8</b>	8"	<b>\$5.59 ea</b>
<b>NBC14</b>	14"	<b>6.69 ea</b>

**ALVIN®****Extra Large Pencil Cases**

Extra large case for storing pencils, 6" rulers, markers, pens, and more. This extra large size pencil case of 7¾" x 4" x 1½" can hold 12 Chartpak AD markers, 15 Prismacolor markers, or up to 18 Copic Sketch markers. Available individually in three assorted colors, no choice.

<b>No. APXL</b>	
<b>SRP \$3.19 ea</b>	

**ALVIN®****Pencil Case**

For storing pencils, rulers, markers, pens, and more. Safety stop pull-out tray with easy snap top. Durable polypropylene construction. Acid-free, archival-quality. Available individually in three assorted colors, no choice. Case size is 7¾" l x 2½" w x 1½" h.

<b>No. APC</b>	
<b>SRP \$2.25 ea</b>	



9893-3



9893-1

9893-2

**ALVIN®****Spin-O-Tray**

Rotating desktop receptacle is the ideal way to organize artist and craftsman tools. Holds pencils, pens, brushes, erasers, clips, and even oversize design markers. Rotates smoothly and quietly on its 10½" diameter base with seven mini-trays.

No.	Description
<b>9893-1</b>	White
<b>9893-2</b>	Black
<b>9893-3</b>	Red
<b>SRP \$22.00 ea</b>	

**ALVIN®****Dual Zippered Pocket Fabric Mesh Bags**

Lightweight yet durable nylon with a micro-mesh facing and two zippered pockets. The main zippered pocket is constructed of water-resistant nylon, while the outer pocket is see through for high visibility of contents.

No.	Description	SRP
<b>EBDZ59</b>	5" x 9"	<b>\$6.99 ea</b>
<b>EBDZ513</b>	5" x 13"	<b>7.99 ea</b>
<b>EBDZ1013</b>	10" x 13"	<b>9.49 ea</b>
<b>EBDZ1216</b>	12" x 16"	<b>9.99 ea</b>
<b>EBDZ1824</b>	18" x 24"	<b>16.99 ea</b>





### ALVIN® Nylon Utility Bags

Made from lightweight, strong, waterproof material for strength. Keeps pencils, pens, erasers, paperclips, rulers, etc. handy at all times. Ideal for travel documents, personal items, etc.

No.	Description	SRP
N580	Black, 5" x 8"	\$4.50 ea
N510	Black, 5" x 10"	4.65 ea
N513	Black, 5" x 13"	5.25 ea
N611	Black, 6" x 11"	4.95 ea
N614	Black, 6" x 14"	5.45 ea
N614-B	Blue, 6" x 14"	5.45 ea
N614-R	Red, 6" x 14"	5.45 ea



NPK1216



NPK1013

### ALVIN® Nylon & Vinyl Tool Cases

Made of durable, dark blue nylon fabric with a translucent PVC vinyl front to clearly see all items in the case. Each bag also has a clear inner pocket that is 5" deep with its own separate zipper to hold smaller items. Features a 3/4" gusset for bulkier items and a handle for easy portability.

No.	Description	SRP
NPK1013	10" x 13"	\$6.55 ea
NPK1216	12" x 16"	7.25 ea

NBH1216



### ALVIN® Deluxe Mesh Bags

Ideal for drafting kits, drawings, artwork, documents, and much more, these bags offer visibility and protection. Durable see-through vinyl is reinforced with mesh webbing for strength. Features a zippered top, nylon carry handles, and an exterior black nylon zippered pocket that's perfect for smaller items. 3/4" wide gusset. Packaged flat with cardboard stiffener.

No.	Content Size	SRP
NBH1013	10" x 13"	\$13.99 ea
NBH1216	12" x 16"	17.50 ea
NBH1313	13" x 13"	19.95 ea
NBH2026	20" x 26"	30.50 ea
NBH2331	23" x 31"	42.25 ea



NBH1313



BB1013

### ALVIN® Mesh Bags

Made from high quality see-through vinyl with mesh webbing to create a strong and functional kit bag. 3/4" gusset, zippered top.

No.	Size	SRP
NB59	5" x 9"	\$4.59 ea
NB513	5" x 13"	5.19 ea
NB515*	5" x 15"	5.19 ea
NB1013	10" x 13"	6.29 ea
BB1013	10" x 13", blue mesh	6.29 ea
NB1216	12" x 16"	6.79 ea
NB1313	13" x 13"	8.39 ea
NB1518	15" x 18"	8.29 ea
NB1621	16" x 21"	10.99 ea
NB1824	18" x 24"	11.59 ea
NB2026	20" x 26"	12.89 ea
NB2331	23" x 31"	16.29 ea
NB2427	24" x 27"	14.89 ea

\* Zipper on 5" side

NB1313





NBR510

NBR811



NBR811P

### ALVIN® 3-Ring Binder Mesh Bags

Made from high-quality see-through vinyl with mesh webbing, these handy pencil pouches are designed to fit standard 3-ring binders. One side features heavy-duty grommets on a durable nylon band. The other side has a full-length zippered opening. For added functionality, the 8" x 11" pouch holds a 12" ruler diagonally.

No.	Description	SRP
NBR510	Small, 5" x 10"	\$6.15 ea
NBR811	Large, 8" x 11"	7.00 ea
NBR811P	Large, 8" x 11", pink trim	7.00 ea



### ALVIN® Everything Bag Set

Each bag has a see-through mesh front with a private zippered inside pouch. Set of four bags, large, 13" x 10", elongated, 12½" x 4¾", medium, 10" x 8¼", and small, 8" x 6".

No. EB4  
SRP \$21.85 st



### ALVIN® Art Presentation Books

Great looking black polypropylene art presentation books with distinctive sewn fabric edges. Features archival quality materials to protect work and acid-free black polypropylene inserts. Great for presentations or storage. Economically priced. Comes with 24 top loading polypropylene pages, holds 48 photos.

No.	Content Size	SRP
APB0406	4" x 6"	\$4.79 ea
APB0507	5" x 7"	4.99 ea
APB0810	8" x 10"	9.90 ea
APB0811	8½" x 11"	10.25 ea
APB0912	9" x 12"	12.15 ea
APB1114	11" x 14"	16.75 ea
APB1117	11" x 17"	20.70 ea
APB1417	14" x 17"	25.85 ea



### ALVIN® Art Presentation Books Display Assortment

Size: 29"w x 16½"h x 10"d  
Contents: 64 books, assorted sizes

No. APB100D  
SRP \$957.98



### ALVIN® Budget Portfolios

Lightweight but strong corrugated fiberboard portfolios that securely close over contents, protecting documents, artwork, or blueprints from damage due to shifting while in transit. The notched tab locks and self-closing carrying handle provide added security. Packaged 25/box.

No.	Dimensions	SRP
AB3020	24¾" x 32½", content size: 22" x 30"	\$167.00 bx
AB3021	26¾" x 38½", content size: 24" x 36"	176.00 bx

### ALVIN® Everything Bag Set

Each bag has a see-through mesh front with a private zippered inside pouch. Set of three bags, large, 13" x 10", elongated, 12½" x 4¾", and small, 8" x 6".

No. EB3  
SRP \$16.95 st



### ALVIN® Blueprint Tote and Wrap

This wrap is ideal for easy transportation of rolled documents and tubes. Adjusts to hold items between 2½" and 5" in diameter. Made of durable black nylon and features twin VELCRO® brand strips that fasten tightly and a convenient carry handle. 2-pack.

No. BPT5  
SRP \$15.50 pk







ALVIN®

### Heavy-Duty Translucent Vinyl Envelopes

The .13 mil thick vinyl and waterproof zip top closure protects valuable documents from dirt, dust, and moisture. Great for commercial or marine applications. Notations can be made on the translucent vinyl covers by using a grease pencil or water-based felt pen and wipes clean with either a dry cloth or soap and water. Perfect for business, contractors, architects, pilots, surveyors, engineers, builders, navigators, artists, and more.

No.	Sheet Size	SRP
ACP18	12" x 18"	\$14.56 ea
ACP24	18" x 24"	18.20 ea
ACP36	24" x 36"	31.06 ea
ACP42	30" x 42"	46.04 ea
ACP48	36" x 48"	55.74 ea



ALVIN®

### Twist-Lock Telescoping Tube – 3" I.D.

These telescoping tubes adjust in length from 24" to 40" with a 3" inside diameter. Twist-lock adjusts for desired lengths at 3/4" increments. Made of durable black plastic, tube is water-resistant. Features twist-off screw cap with a window for viewing contents inside tube, identification label to mark its contents, and adjustable shoulder strap.

No. BAT2  
SRP \$33.95 ea



ALVIN®

### Fiberboard Tubes

This strong jute fiber tube is an economical alternative for storing and mailing anything that can be rolled, including charts, maps, blueprints, and posters. Includes tight slip caps and reinforced metal ends.

No.	Length	SRP
<i>2½" I.D., blue paper wrap</i>		
T413-25	25"	\$8.45 ea
T413-31	31"	9.75 ea
T413-37	37"	10.85 ea
T413-43	43"	11.80 ea
<i>3" I.D., white paper wrap</i>		
T417-25	25"	11.80 ea
T417-31	31"	13.20 ea
T417-37	37"	14.40 ea
T417-43	43"	15.10 ea
<i>4" I.D., orange paper wrap</i>		
T418-25	25½"	16.25 ea
T418-37	37¼"	22.40 ea
<i>5½" I.D., indigo paper wrap</i>		
T420-25	25"	29.55 ea
T420-31	31"	32.00 ea
T420-37	37"	35.00 ea
T420-43	43"	38.50 ea



ALVIN®

### Fiberboard Mailing Tubes Display Assortment

Size: 18"w x 52"h x 18"d

Contents: 36 tubes, 2½" in diameter, assorted lengths

No. T2531D  
SRP \$348.60



ALVIN®

### Paper Mailing Tube Center

Size: 36"w x 28"h x 24"d

Contents: 168 tubes, assorted diameters and lengths

No. PMT100D  
SRP \$1,975.45

ALVIN®

### Empty Rack for Paper Tubes

Rack consists of the following,

including sign:

1 row	6½" square	3 openings
2 rows	4½" square	8 openings
2 rows	3½" square	10 openings
3 rows	3½" square	18 openings

No. WRF66  
SRP \$220.00



**ALVIN®**  
**Telescoping**  
**Zoom Tube – 6 3/4" I.D.**

This rugged plastic tube features 1/2" protective foam in top and bottom. Extends from 31" to 54" in length with a 6 3/4" inside diameter. Includes a comfortable, adjustable carrying strap and a removable carry handle that adjusts for load balance. Use for storing or carrying drawings, architectural plans, trade show graphics, or almost anything! Weight limit: 7 lbs.

**No. ZOOM6**  
**SRP \$160.00 ea**



**ALVIN®**  
**Black Knight™**  
**Storage Tube – 4 1/4" I.D.**

Made of durable black plastic, tube is water-resistant. Ideal for storage, protection, and transport of documents, artwork, prints, posters, and more. Expands from 30" to 45" in 14 locking 1" increments with a 4 1/4" inside diameter. Includes removable, adjustable shoulder strap.

**No. BTR4**  
**SRP \$26.95 ea**

**ALVIN®**  
**Metro Tubes – 4" I. D.**

Soft, leather-like material covers this attractive square tube. Two exterior pockets are perfect for pencils, brushes, and rulers. 4" square inside dimension. Features an attached top with zippered closure and removable, adjustable shoulder strap.

No.	Length	SRP
MK26	26"	\$69.00 ea
MK37	37"	88.00 ea



**ALVIN®**  
**Mini Telescoping**  
**Carrying Tube – 2 1/4" I.D.**

These telescoping tubes adjust in length from 17" to 30" with a 2 1/4" inside diameter. Twist-lock adjusts for desired lengths. Made of durable black plastic, tube is water-resistant. Features twist-off screw cap in red, blue, or black (no choice) and adjustable carrying cord.

**No. TS1**  
**SRP \$19.25 ea**



**ALVIN®**  
**Expandable Tube –**  
**3 3/4" I.D.**

This tube is ideal for the storage, protection, and transport of documents, artwork, prints, posters, and more. Features a clear plastic cover with replaceable document identification pad inside. Expands from 26" to 43 3/8" in 24 locking 3/4" increments with a 3 3/4" inside diameter. Tube includes adjustable 42" shoulder strap.

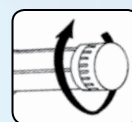
**No. ALTUBE**  
**SRP \$24.50 ea**



**ALVIN®**  
**Friction Lock**  
**Telescoping Tube – 3" I.D.**

These telescoping tubes adjust in length from 27" to 50" with a 3" inside diameter. Friction lock adjusts for desired lengths. Made of durable black plastic, tube is water-resistant. Features twist-off screw cap and removable, adjustable shoulder strap.

**No. TS2**  
**SRP \$29.50 ea**



**ALVIN®**  
**Telescoping Plastic Tube Display**

Size: 14 1/2" w x 27 1/2" h x 11" d  
Contents: 12 pieces of TS2

**No. TS44D**  
**SRP \$354.00**







**ALVIN®  
Telescoping  
Tube –  
2 3/4" I.D.**

This telescoping tube adjusts in length from 18 1/2" to 43" with a 2 3/4" inside diameter. Twist-lock adjusts for desired lengths. Made of durable black plastic, tube is water-resistant. Features twist-off screw cap with a window for viewing contents inside tube, identification label to mark its contents, adjustable shoulder strap, and assorted cap colors.

**No. EXT1  
SRP \$37.25 ea**



**ALVIN®  
Plastic Mailing Tube  
Display Assortment**

Includes sign.  
Size: 36" w x 28" h x 24" d  
Contents: 46 tubes, assorted series

**No. PMT200D  
SRP \$1,001.55**

**ALVIN®  
Empty Rack for Plastic Tubes**

Rack consists of the following, including sign:  
8 rows, 4" square slots, 40 openings total.

**No. WRF77  
SRP \$220.00**



**ALVIN®  
Extender Plastic Tube Display**

Size: 15" w x 38" h x 11 1/2" d  
Contents: 12 pieces of EXT1

**No. EXT12D  
SRP \$447.00**



**ALVIN®  
Ice Tubes – 2 3/4" I.D.**

These unique transparent PVC mailing and storage tubes are designed for anything that can be rolled, including charts, maps, blueprints, and posters. One end cap is sealed closed and the other removable. Tubes are UV-protective, moisture proof, and have removable, adjustable shoulder straps. Shrink wrapped. **Lead and phthalate free.**

No.	Description
<i>25" length</i>	
MT25-BL	Blue
MT25-CL	Clear
MT25-GR	Green
MT25-OR	Orange
MT25-PR	Purple
<b>SRP \$16.50 ea</b>	
<i>37" length</i>	
MT37-BL	Blue
MT37-CL	Clear
MT37-GR	Green
MT37-OR	Orange
MT37-PR	Purple
<b>SRP \$17.95 ea</b>	
<i>43" length</i>	
MT43-BL	Blue
MT43-CL	Clear
MT43-GR	Green
MT43-OR	Orange
MT43-PR	Purple
<b>SRP \$21.75 ea</b>	
<i>Replacement cap</i>	
MT-CAP	For MT series ONLY
<b>SRP \$4.75 ea</b>	



**ALVIN®  
Ice Tubes Display Assortment**

Size: 18" w x 52" h x 18" d  
Contents: 20 tubes, assorted colors and lengths

**No. MT2537D  
SRP \$344.50**



**Serving Creative Market Retailers Since 1950!**



**ALVIN & COMPANY, INC.**

P.O. Box 188, Windsor, CT 06095-0722

Phone: 860-243-8991

Toll Free: 800-444-2584

Fax: 860-242-8037

Toll Free Fax: 800-777-2896

[www.alvinco.com](http://www.alvinco.com) • [orders@alvinco.com](mailto:orders@alvinco.com)

LIT-A14117 2/15